

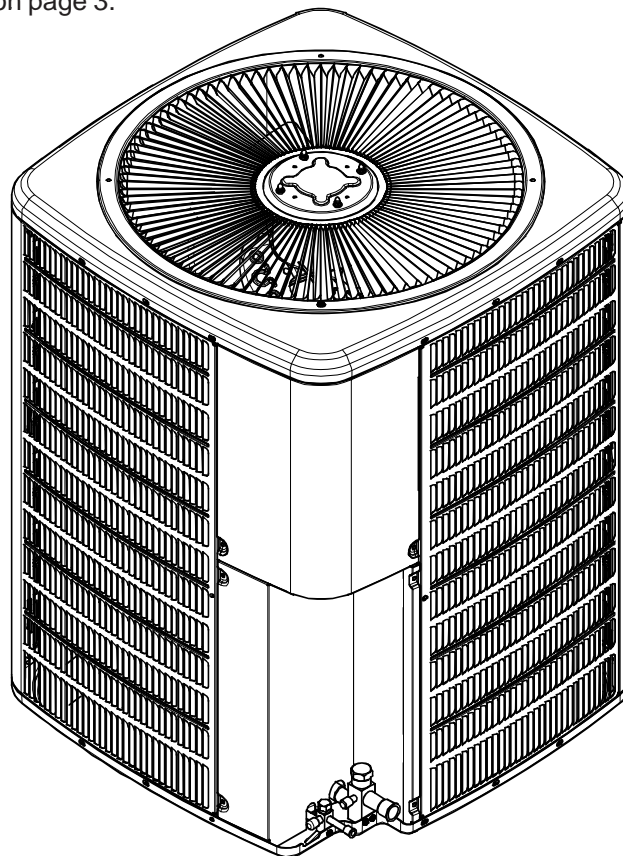
Goodman[®]

TECHNICAL MANUAL

GSH 13 SEER - 3 PHASE Split System Heat Pump

(Shipped Without Refrigerant Charge)

- Refer to Service Manual RS6100004 for installation, operation, and troubleshooting information.
- All safety information must be followed as provided in the Service Manual.
- Refer to the appropriate Parts Catalog for part number information.
- Models listed on page 3.



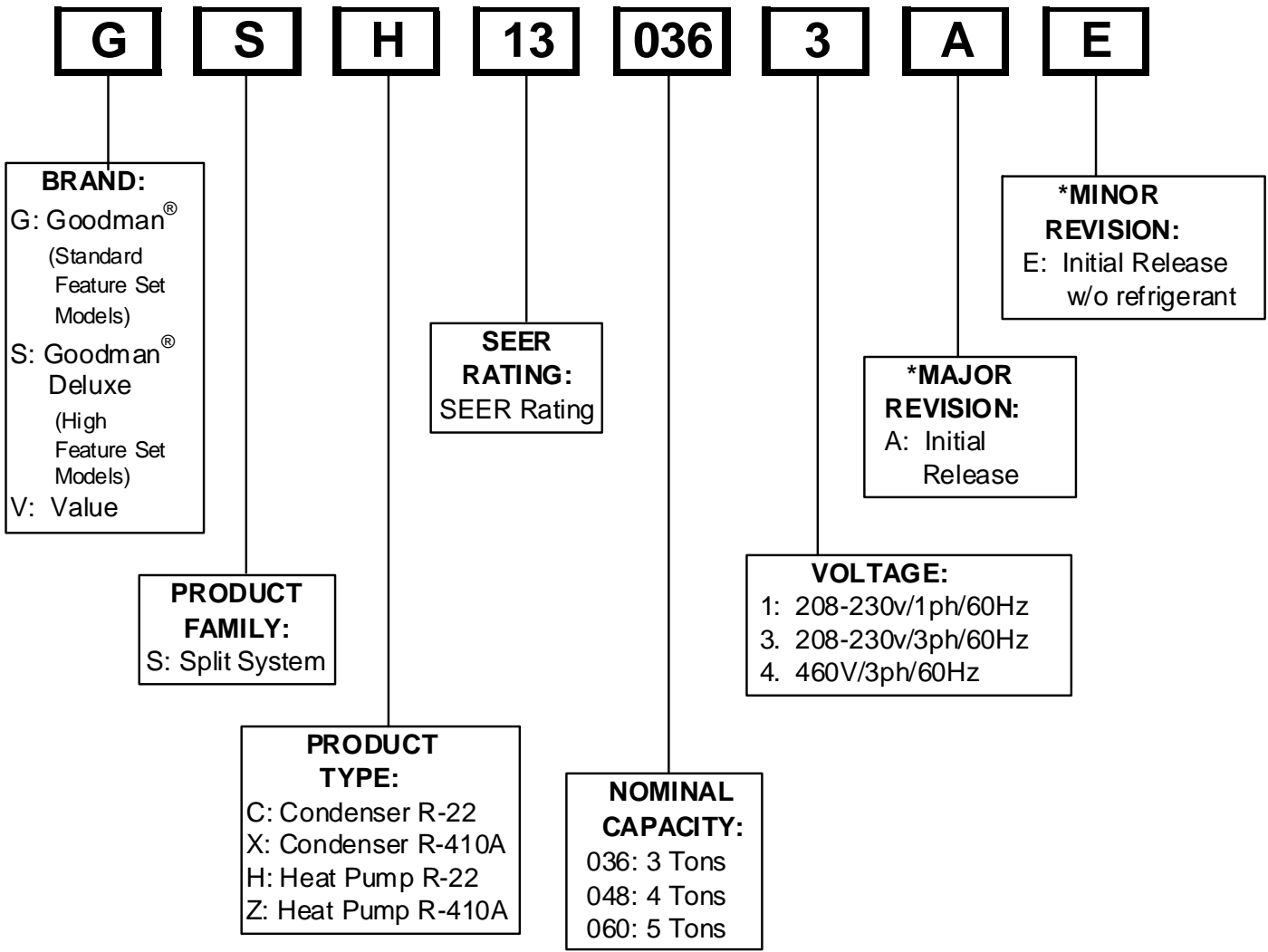
This manual is to be used by qualified, professionally trained HVAC technicians only. Goodman does not assume any responsibility for property damage or personal injury due to improper service procedures or services performed by an unqualified person.

RT6212008r5
April 2013

Copyright © 2011 - 2013 Goodman Manufacturing Company, L.P.

PRODUCT IDENTIFICATION

The model number is used for positive identification of component parts used in manufacturing. Please use this number when requesting service or parts information.



**Specific models without refrigerant charge (with their major & minor revision levels) are listed on the following page.*

WARNING

HIGH VOLTAGE!

Disconnect ALL power before servicing or installing this unit. Multiple power sources may be present. Failure to do so may cause property damage, personal injury or death.

WARNING

Goodman will not be responsible for any injury or property damage arising from improper service or service procedures. If you install or perform service on this unit, you assume responsibility for any personal injury or property damage which may result. Many jurisdictions require a license to install or service heating and air conditioning equipment.

WARNING

Installation and repair of this unit should be performed ONLY by individuals meeting the requirements (at a minimum) of an "entry level technician" as specified by the Air-Conditioning, Heating, and Refrigeration Institute (AHRI). Attempting to install or repair this unit without such background may result in product damage, personal injury or death.

PRODUCT IDENTIFICATION

The model number is used for positive identification of component parts used in manufacturing. Please use this number when requesting service or parts information.

GSH130484AC
GSH130603AC
GSH130604AC

GSH130484AD
GSH130484AE

GSH130363AE
GSH130483AE

GSH130363AF
GSH130363AG

GSH130483BA
GSH130483BB

** Indicates minor revision & is not used for order entry or inventory management*



The United States Environmental Protection Agency ("EPA") has issued various regulations regarding the introduction and disposal of refrigerants introduced into this unit. Failure to follow these regulations may harm the environment and can lead to the imposition of substantial fines. These regulations may vary by jurisdiction. Should questions arise, contact your local EPA office.



Do not connect or use any device that is not design certified by Goodman for use with this unit. Serious property damage, personal injury, reduced unit performance and/or hazardous conditions may result from the use of such non-approved devices.



To prevent the risk of property damage, personal injury, or death, do not store combustible materials or use gasoline or other flammable liquids or vapors in the vicinity of this appliance.

PRODUCT DESIGN

These GSH13 SEER heat pump models are shipped with a nitrogen holding charge only and are available in 3, 4 and 5 ton sizes for 208/230 volt 3 phase applications and for 4 and 5 tons in 460 volt 3 phase.

These units are designed for free air discharge. Air is drawn through the outdoor coil by a propeller fan, and is discharged vertically out the top of the unit. No additional restriction (ductwork) shall be applied.

All units come equipped with suction and liquid valves designed for connection to refrigerant-type copper. Non-back seating valves are factory installed to accept the field run copper.

Systems should be properly sized by heat gain and loss calculations made according to methods of the Air Conditioning Contractors Association (ACCA) or equivalent. It is the contractors responsibility to ensure the system has adequate capacity to heat or cool the conditioned space.

GSH13 units use a mix of reciprocating and scroll compressors. There are a number of design characteristics which are different from the scroll compared to the traditional reciprocating compressor.

Due to their design, Scroll compressors are inherently more tolerant of liquid refrigerant.

Note: Even though the compressor section of a Scroll compressor is more tolerant of liquid refrigerant, continued floodback or flooded start conditions may wash oil from the bearing surfaces causing premature bearing failure.

These Scroll compressors use white oil which is compatible with 3GS. 3GS oil may be used if additional oil is required.

GSH13 model heat pumps do not use a reversing relay to energize the reversing valve. The reversing valve is energized in the cooling cycle through the "O" terminal on the room thermostat.

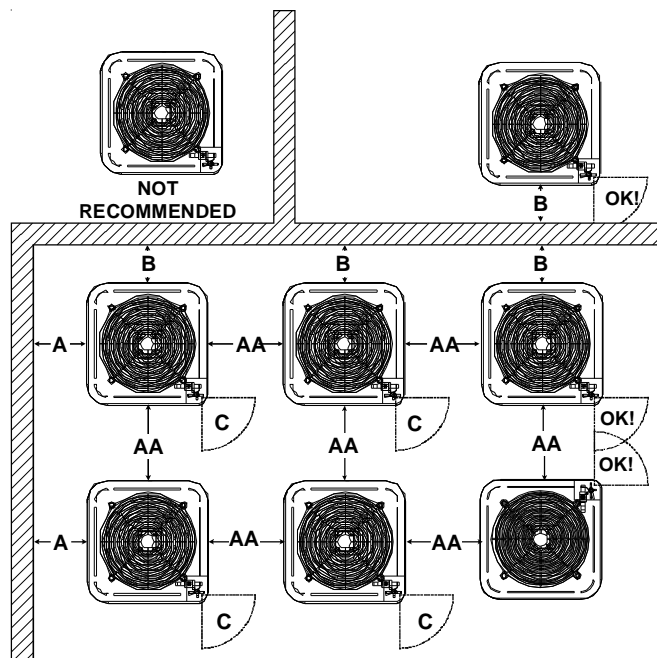
This unit is for outdoor installation only. Refer to minimum figure for clearances from the sides of the unit to full walls and other objects.

NOTE: This unit cannot be completely enclosed. At least one side must be unrestricted.

These clearances will help avoid air recirculation. If installing two or more units at the same location, allow at least 24 inches between units. If only one side is restricted (for example, against the outside wall of a house), the unit may be placed as close as 8" to that one wall.

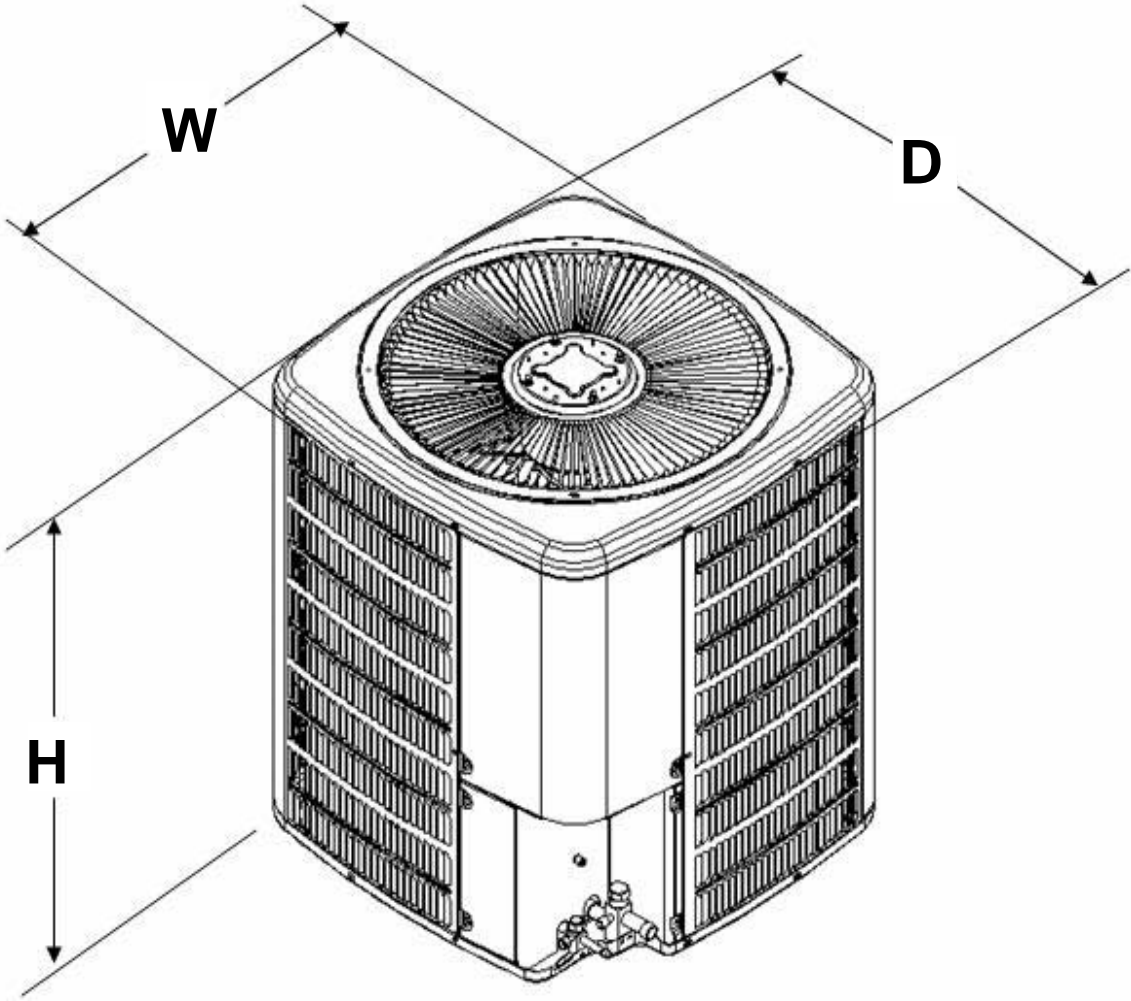
DO NOT locate the unit:

- * Directly under a vent termination for a gas appliance.
- * Within 3 feet of a clothes drier vent
- * Where the refreezing of defrost water would create a hazard
- * Where water may rise into the unit.



Minimum Airflow Clearance				
Model Type	A	B	C	AA
Residential	10"	10"	18"	20"
Light Commercial	12"	12"	18"	24"

PRODUCT DIMENSIONS



Model	Dimensions - W x D x H
GSH130363AE/AF	29 x 29 x 38¼
GSH130483AE	29 x 29 x 34¼
GSH130483B*	29 x 29 x 34¼
GSH130603AC	35½ x 35½ x 34¼
GSH130484AC/AD	29 x 29 x 34¼
GSH130604AC	35½ x 35½ x 34¼

HEAT PUMP SPECIFICATIONS

GSH130[36-60]3*

GSH130[48-60]4*

	GSH130363AE	GSH130363AF	GSH130483AE	GSH130603AC	GSH130484AC	GSH130604AC
Cooling Capacity, BTUH	35,000	31,400	45,000	55,500	45,000	55,500
Compressor						
R.L. Amps	9.0	9.9	12.4	17.3	5.8	6.7
L.R. Amps	65.5	73.0	88.0	123.0	44.0	49.5
Loss of Charge Pressure Switch						
Open / Close	7 PSIG/25 PSIG	7 PSIG/25 PSIG	7 PSIG/25 PSIG	7 PSIG/25 PSIG	7 PSIG/25 PSIG	7 PSIG/25 PSIG
Condenser Fan Motor						
Horsepower	1/4	1/4	1/4	1/6	1/4	1/6
F.L. Amps	1.5	1.5	1.5	1.1	0.8	0.6
Liquid Line, Inches O.D.	3/8"	3/8"	3/8"	3/8"	3/8"	3/8"
Suction Line, Inches O.D.	7/8"	7/8"	7/8"	7/8"	7/8"	7/8"
Refrigerant Charge	188	188	223	233	223	233
Power Supply	208/230-60-3	208/230-60-3	208/230-60-3	208/230-60-3	460-60-3	460-60-3
Minimum Circuit Ampacity ⁽¹⁾	12.7	13.9	17.1	22.7	8.0	9.0
Maximum Overcurrent Device ⁽²⁾	20	20	20	40	15	15
Electrical Conduit Size						
Power Supply (Inches)	1/2 or 3/4	1/2 or 3/4	1/2 or 3/4	1/2 or 3/4	1/2 or 3/4	1/2 or 3/4
Approximate Shipping Weight	207	207	225	266	225	266

⁽¹⁾ Wire size should be determined in accordance with National Electrical Codes. Extensive wire runs will require larger wire sizes.

⁽²⁾ Maximum Overcurrent Protection: **Must** use fuses or HACR-type Circuit Breakers of the same size as noted.

NOTES:

* Always check the S&R plate for electrical data on the unit being installed.

* Installer will need to supply 7/8" to 1 1/8" adapters for suction line connections.

* Unit is charged with refrigerant for 15' of 3/8" liquid line. System charge must be adjusted per Installation Instructions Final Charge Procedure.

* Installation of these units that require a TXV Kit to be installed on the indoor coil: **PLEASE NOTE: THE SPECIFIED TXV IS DETERMINED BY THE OUTDOOR UNIT NOT THE INDOOR COIL**

COOLING PERFORMANCE DATA

GSH130363AE

EXPANDED PERFORMANCE DATA

COOLING OPERATION

MODEL: GSH130363A* / ARUF49-00*-1* / ARUF36421A*

IDB*	Airflow	Outdoor Ambient Temperature																													
		65					75					85					95					105					115				
		59	63	67	71	75	59	63	67	71	75	59	63	67	71	75	59	63	67	71	75	59	63	67	71	75	59	63	67	71	75
70	MBh	34.3	35.5	38.9	-	33.5	34.7	38.0	-	32.7	33.9	37.1	-	31.9	33.1	36.2	-	30.3	31.4	34.4	-	28.1	29.1	31.9	-						
	S/T	0.76	0.64	0.44	-	0.79	0.66	0.46	-	0.81	0.67	0.47	-	0.83	0.70	0.48	-	0.87	0.72	0.50	-	0.87	0.73	0.51	-						
	Delta T	17	14	11	-	17	15	11	-	17	15	11	-	17	15	11	-	17	15	11	-	16	14	10	-						
	KW	2.38	2.43	2.50	-	2.56	2.61	2.69	-	2.71	2.77	2.86	-	2.85	2.91	3.00	-	2.96	3.03	3.12	-	3.06	3.13	3.23	-						
	AMPS	7.7	7.8	8.1	-	8.2	8.4	8.7	-	8.9	9.1	9.4	-	9.5	9.7	10.0	-	10.1	10.3	10.7	-	10.7	10.9	11.3	-						
	HI PR	140	151	160	-	158	170	179	-	179	193	204	-	204	220	232	-	230	247	261	-	254	273	288	-						
	LO PR	63	67	73	-	67	71	77	-	69	74	81	-	73	77	85	-	76	81	89	-	79	84	92	-						
	MBh	33.3	34.5	37.8	-	32.5	33.7	36.9	-	31.7	32.9	36.1	-	31.0	32.1	35.2	-	29.4	30.5	33.4	-	27.3	28.3	31.0	-						
	S/T	0.73	0.61	0.42	-	0.75	0.63	0.43	-	0.77	0.64	0.45	-	0.80	0.66	0.46	-	0.83	0.69	0.48	-	0.83	0.70	0.48	-						
	Delta T	17	15	11	-	18	15	12	-	18	15	12	-	18	15	12	-	18	15	12	-	16	14	11	-						
KW	2.36	2.41	2.49	-	2.54	2.59	2.67	-	2.69	2.75	2.83	-	2.83	2.89	2.98	-	2.94	3.00	3.10	-	3.04	3.11	3.21	-							
AMPS	7.6	7.8	8.0	-	8.2	8.4	8.6	-	8.8	9.0	9.3	-	9.4	9.6	9.9	-	10.0	10.2	10.6	-	10.6	10.8	11.2	-							
HI PR	139	150	158	-	156	168	177	-	177	191	202	-	202	217	230	-	227	245	258	-	251	270	285	-							
LO PR	63	66	73	-	66	70	77	-	69	73	80	-	72	77	84	-	76	80	88	-	78	83	91	-							
1116	MBh	30.7	31.9	34.9	-	30.0	31.1	34.1	-	29.3	30.4	33.3	-	28.6	29.6	32.5	-	27.2	28.2	30.8	-	25.2	26.1	28.6	-						
	S/T	0.70	0.58	0.40	-	0.72	0.61	0.42	-	0.74	0.62	0.43	-	0.77	0.64	0.44	-	0.80	0.66	0.46	-	0.80	0.67	0.46	-						
	Delta T	18	15	12	-	18	16	12	-	18	16	12	-	18	16	12	-	18	15	12	-	17	14	11	-						
	KW	2.31	2.36	2.43	-	2.48	2.53	2.61	-	2.63	2.68	2.77	-	2.76	2.82	2.91	-	2.87	2.93	3.02	-	2.97	3.03	3.13	-						
	AMPS	7.4	7.6	7.8	-	8.0	8.1	8.4	-	8.6	8.8	9.1	-	9.2	9.4	9.7	-	9.7	10.0	10.3	-	10.3	10.5	10.9	-						
	HI PR	135	145	153	-	151	163	172	-	172	185	196	-	196	211	223	-	220	237	251	-	244	262	277	-						
	LO PR	61	65	70	-	64	68	74	-	67	71	77	-	70	74	81	-	73	78	85	-	76	81	88	-						

IDB*	Airflow	Outdoor Ambient Temperature																													
		65					75					85					95					105					115				
		59	63	67	71	75	59	63	67	71	75	59	63	67	71	75	59	63	67	71	75	59	63	67	71	75	59	63	67	71	75
75	MBh	34.9	35.9	38.9	41.7	34.1	35.1	38.0	40.7	33.3	34.2	37.1	39.8	32.4	33.4	36.2	38.8	30.8	31.7	34.4	36.9	28.6	29.4	31.8	34.2						
	S/T	0.86	0.77	0.59	0.38	0.90	0.80	0.61	0.39	0.92	0.82	0.62	0.40	0.95	0.85	0.64	0.41	0.98	0.88	0.67	0.43	0.99	0.89	0.67	0.43						
	Delta T	19	18	15	10	20	18	15	10	20	18	15	10	20	18	15	10	19	18	15	10	18	17	14	9						
	KW	2.40	2.45	2.52	2.60	2.58	2.63	2.71	2.80	2.73	2.79	2.88	2.97	2.87	2.93	3.03	3.12	2.99	3.05	3.15	3.25	3.09	3.16	3.26	3.37						
	AMPS	7.7	7.9	8.1	8.4	8.3	8.5	8.8	9.1	9.0	9.2	9.5	9.8	9.6	9.8	10.1	10.5	10.2	10.4	10.8	11.2	10.8	11.0	11.4	11.8						
	HI PR	142	153	161	168	159	171	181	189	181	195	206	214	206	222	234	244	232	250	263	275	256	276	291	304						
	LO PR	64	68	74	79	67	72	78	83	70	74	81	87	74	78	85	91	77	82	90	95	80	85	93	99						
	MBh	33.9	34.9	37.7	40.5	33.1	34.1	36.9	39.6	32.3	33.2	36.0	38.6	31.5	32.4	35.1	37.7	29.9	30.8	33.3	35.8	27.7	28.5	30.9	33.2						
	S/T	0.82	0.74	0.56	0.36	0.85	0.76	0.58	0.37	0.88	0.78	0.59	0.38	0.90	0.81	0.61	0.39	0.94	0.84	0.64	0.41	0.95	0.85	0.64	0.41						
	Delta T	20	19	15	10	20	19	15	11	20	19	15	11	21	19	15	11	20	19	15	11	19	17	14	10						
KW	2.38	2.43	2.50	2.58	2.56	2.61	2.69	2.78	2.71	2.77	2.86	2.95	2.85	2.91	3.00	3.10	2.96	3.03	3.13	3.23	3.06	3.13	3.23	3.34							
AMPS	7.7	7.8	8.1	8.4	8.2	8.4	8.7	9.0	8.9	9.1	9.4	9.8	9.5	9.7	10.0	10.4	10.1	10.3	10.7	11.1	10.7	10.9	11.3	11.7							
HI PR	140	151	160	166	158	170	179	187	179	193	204	212	204	220	232	242	230	247	261	272	254	273	288	301							
LO PR	63	67	73	78	67	71	77	83	69	74	81	86	73	77	85	90	76	81	89	94	79	84	92	98							
1116	MBh	31.3	32.2	34.8	37.4	30.5	31.4	34.0	36.5	29.8	30.7	33.2	35.6	29.1	29.9	32.4	34.8	27.6	28.4	30.8	33.0	25.6	26.3	28.5	30.6						
	S/T	0.79	0.71	0.54	0.35	0.82	0.74	0.56	0.36	0.84	0.76	0.57	0.37	0.87	0.78	0.59	0.38	0.91	0.81	0.61	0.39	0.91	0.82	0.62	0.40						
	Delta T	20	19	15	11	21	19	16	11	21	19	16	11	21	19	16	11	21	19	16	11	19	18	15	10						
	KW	2.33	2.38	2.45	2.52	2.50	2.55	2.63	2.71	2.65	2.70	2.79	2.88	2.78	2.84	2.93	3.02	2.89	2.95	3.05	3.15	2.99	3.05	3.15	3.26						
	AMPS	7.5	7.6	7.9	8.1	8.0	8.2	8.5	8.8	8.7	8.9	9.2	9.5	9.3	9.5	9.8	10.1	9.8	10.1	10.4	10.8	10.4	10.6	11.0	11.4						
	HI PR	136	147	155	161	153	164	174	181	174	187	197	206	198	213	225	235	223	240	253	264	246	265	280	292						
	LO PR	61	65	71	76	65	69	75	80	67	72	78	83	71	75	82	87	74	79	86	92	77	81	89	95						

Shaded area is ACCA (TV) conditions IDB: Entering Indoor Dry Bulb Temperature KW=Total system power AMPS=outdoor unit amps (comp.+fan)

High and low pressures are measured at the liquid and suction service valves.

COOLING PERFORMANCE DATA

GSH130363AE

EXPANDED PERFORMANCE DATA

COOLING OPERATION

MODEL: GSH130363A* / ARUF49-00*-1* / ARUF36421A*

IDB*	Airflow	Outdoor Ambient Temperature																																			
		65						75						85						95						105						115					
		59	63	67	71	75	79	59	63	67	71	75	79	59	63	67	71	75	79	59	63	67	71	75	79	59	63	67	71	75	79	59	63	67	71	75	79
80	1434	MBh	35.5	36.3	38.8	41.4	34.7	35.4	37.9	40.5	33.8	34.6	37.0	39.5	33.0	33.7	36.1	38.5	31.4	32.1	34.2	36.6	29.1	29.7	31.7	33.9											
		S/T	0.95	0.89	0.72	0.54	1.00	0.92	0.75	0.56	1.00	0.94	0.77	0.57	1.00	1.00	0.79	0.59	1.00	1.00	0.82	0.62	1.00	1.00	0.83	0.62											
		Delta T	22	21	18	14	22	21	18	15	22	22	21	18	15	21	22	18	15	20	21	18	14	19	19	17	13										
		KW	2.42	2.47	2.54	2.62	2.60	2.65	2.73	2.82	2.76	2.81	2.90	3.00	2.89	2.96	3.05	3.15	3.01	3.08	3.18	3.28	3.12	3.18	3.29	3.39											
		AMPS	7.8	8.0	8.2	8.5	8.4	8.6	8.8	9.2	9.1	9.3	9.6	9.9	9.7	9.9	10.2	10.6	10.3	10.5	10.9	11.3	10.9	11.1	11.5	11.9											
		HIPR	143	154	163	170	161	173	183	190	183	197	208	217	208	224	237	247	234	252	266	278	259	278	294	307											
		LOPR	64	69	75	80	68	72	79	84	71	75	82	87	74	79	86	92	78	83	90	96	81	86	94	100											
		MBh	34.5	35.2	37.6	40.2	33.7	34.4	36.8	39.3	32.9	33.6	35.9	38.4	32.1	32.8	35.0	37.4	30.5	31.1	33.3	35.5	28.2	28.8	30.8	32.9											
		S/T	0.90	0.85	0.69	0.52	0.94	0.88	0.72	0.53	0.96	0.90	0.73	0.55	0.99	0.93	0.76	0.57	1.00	0.97	0.79	0.59	1.00	0.97	0.79	0.59											
		Delta T	22	22	19	15	23	22	19	15	23	22	19	15	23	22	19	15	22	22	19	15	20	20	18	14											
KW	2.40	2.45	2.52	2.60	2.58	2.63	2.71	2.80	2.73	2.79	2.88	2.97	2.87	2.93	3.03	3.12	2.99	3.05	3.15	3.25	3.09	3.16	3.26	3.37													
AMPS	7.7	7.9	8.1	8.4	8.3	8.5	8.8	9.1	9.0	9.2	9.5	9.8	9.6	9.8	10.1	10.5	10.2	10.4	10.8	11.2	10.8	11.0	11.4	11.8													
HIPR	142	153	161	168	159	171	181	189	181	195	206	215	206	222	234	244	232	250	264	275	256	276	291	304													
LOPR	64	68	74	79	67	72	78	83	70	75	81	87	74	78	85	91	77	82	90	95	80	85	93	99													
MBh	31.8	32.5	34.7	37.1	31.1	31.7	33.9	36.3	30.3	31.0	33.1	35.4	29.6	30.2	32.3	34.5	28.1	28.7	30.7	32.8	26.0	26.6	28.4	30.4													
S/T	0.87	0.82	0.67	0.50	0.90	0.85	0.69	0.52	0.93	0.87	0.71	0.53	0.96	0.90	0.73	0.55	0.99	0.93	0.76	0.57	1.00	0.94	0.76	0.57													
DT	23	22	19	15	23	22	19	15	23	22	19	15	23	22	19	15	23	22	19	15	21	21	18	14													
KW	2.35	2.39	2.47	2.54	2.52	2.57	2.65	2.73	2.67	2.73	2.81	2.90	2.80	2.86	2.95	3.05	2.92	2.98	3.07	3.17	3.01	3.08	3.18	3.28													
AMPS	7.5	7.7	7.9	8.2	8.1	8.3	8.5	8.8	8.8	9.0	9.2	9.6	9.3	9.6	9.9	10.2	9.9	10.1	10.5	10.9	10.5	10.7	11.1	11.5													
HIPR	138	148	156	163	154	166	175	183	176	189	199	208	200	215	227	237	225	242	256	267	249	267	282	295													
LOPR	62	66	72	77	65	70	76	81	68	72	79	84	71	76	83	88	75	80	87	93	77	82	90	96													

IDB*	Airflow	Outdoor Ambient Temperature																																			
		65						75						85						95						105						115					
		59	63	67	71	75	79	59	63	67	71	75	79	59	63	67	71	75	79	59	63	67	71	75	79	59	63	67	71	75	79	59	63	67	71	75	79
85	1434	MBh	36.1	36.8	38.6	41.1	35.3	36.0	37.7	40.2	34.4	35.1	36.8	39.2	33.6	34.2	35.9	38.3	31.9	32.5	34.1	36.4	29.6	30.1	31.6	33.7											
		S/T	0.99	0.96	0.87	0.70	1.00	0.99	0.90	0.73	1.00	1.00	0.92	0.75	1.00	1.00	0.95	0.77	1.00	1.00	0.99	0.80	1.00	1.00	0.99	0.81											
		Delta T	23	23	21	19	23	23	22	19	22	23	22	19	22	22	22	19	20	21	22	19	19	19	20	17											
		KW	2.44	2.49	2.56	2.64	2.62	2.67	2.76	2.84	2.78	2.84	2.93	3.02	2.92	2.98	3.08	3.18	3.04	3.10	3.20	3.31	3.14	3.21	3.31	3.42											
		AMPS	7.9	8.0	8.3	8.6	8.5	8.7	8.9	9.2	9.2	9.4	9.7	10.0	9.8	10.0	10.3	10.7	10.4	10.6	11.0	11.4	11.0	11.2	11.6	12.0											
		HIPR	145	156	164	171	162	175	184	192	185	199	210	219	210	226	239	249	237	255	269	280	261	281	297	310											
		LOPR	65	69	76	80	69	73	80	85	71	76	83	88	75	80	87	93	79	84	91	97	81	87	94	101											
		MBh	35.1	35.7	37.4	39.9	34.3	34.9	36.6	39.0	33.4	34.1	35.7	38.1	32.6	33.3	34.8	37.2	31.0	31.6	33.1	35.3	28.7	29.3	30.6	32.7											
		S/T	0.95	0.91	0.83	0.67	0.98	0.95	0.86	0.69	1.00	0.97	0.88	0.71	1.00	1.00	0.91	0.73	1.00	1.00	0.94	0.76	1.00	1.00	0.95	0.77											
		Delta T	24	24	22	19	24	24	23	20	24	24	23	20	24	24	23	20	22	23	22	19	21	21	21	18											
KW	2.42	2.47	2.54	2.62	2.60	2.65	2.73	2.82	2.76	2.81	2.90	3.00	2.89	2.96	3.05	3.15	3.01	3.08	3.18	3.28	3.12	3.18	3.29	3.39													
AMPS	7.8	8.0	8.2	8.5	8.4	8.6	8.8	9.2	9.1	9.3	9.6	9.9	9.7	9.9	10.2	10.6	10.3	10.5	10.9	11.3	10.9	11.1	11.5	11.9													
HIPR	143	154	163	170	161	173	183	190	183	197	208	217	208	224	237	247	234	252	266	278	259	278	294	307													
LOPR	64	69	75	80	68	72	79	84	71	75	82	87	74	79	86	92	78	83	90	96	81	86	94	100													
MBh	32.4	33.0	34.6	36.9	31.6	32.2	33.8	36.0	30.9	31.5	32.9	35.1	30.1	30.7	32.1	34.3	28.6	29.2	30.5	32.6	26.5	27.0	28.3	30.2													
S/T	0.91	0.88	0.80	0.65	0.95	0.91	0.82	0.67	0.97	0.94	0.85	0.69	1.00	0.97	0.87	0.71	1.00	1.00	0.91	0.74	1.00	1.00	0.91	0.74													
Delta T	24	24	23	20	25	24	23	20	25	24	23	20	25	24	23	20	24	24	23	20	22	22	21	18													
KW	2.36	2.41	2.48	2.56	2.54	2.59	2.67	2.75	2.69	2.75	2.83	2.92	2.83	2.89	2.98	3.07	2.94	3.00	3.10	3.20	3.04	3.10	3.20	3.31													
AMPS	7.6	7.8	8.0	8.3	8.2	8.4	8.6	8.9	8.8	9.0	9.3	9.7	9.4	9.6	9.9	10.3	10.0	10.2	10.6	11.0	10.6	10.8	11.2	11.6													
HIPR	139	150	158	165	156	168	177	185	177	191	201	210	202	217	229	239	227	244	258	269	251	270	285	298													
LOPR	62	66	73	77	66	70	77	82	69	73	80	85	72	77	84	89	76	80	88	93	77	82	91	97													

Shaded area is AHRI Rating Conditions IDB: Entering Indoor Dry Bulb Temperature KW=Total system power AMPS=outdoor unit amps (comp.+fan)
 High and low pressures are measured at the liquid and suction service valves.

COOLING PERFORMANCE DATA

GSH130363AF

EXPANDED PERFORMANCE DATA

COOLING OPERATION

MODEL: GSH130363A* / ARUF49-00*-1* / ARUF36421A*

IDB*	Airflow	Outdoor Ambient Temperature																																																																																																																																																																															
		65					75					85					95					105					115																																																																																																																																																						
		59	63	67	71	75	59	63	67	71	75	59	63	67	71	75	59	63	67	71	75	59	63	67	71	75	59	63	67	71	75																																																																																																																																																		
70	1350	MBh	30.3	31.4	34.4	-	29.6	30.7	33.6	-	28.9	30.0	32.8	-	28.2	29.2	32.0	-	26.8	27.8	30.4	-	24.8	25.7	28.2	-	S/T	0.79	0.66	0.46	-	0.82	0.68	0.47	-	0.84	0.70	0.49	-	0.87	0.72	0.50	-	0.90	0.75	0.52	-	0.91	0.76	0.52	-	DT	16	14	11	-	17	14	11	-	17	14	11	-	17	14	11	-	16	14	11	-	15	13	10	-	KW	2.21	2.26	2.34	-	2.40	2.45	2.54	-	2.56	2.62	2.71	-	2.70	2.77	2.87	-	2.83	2.89	3.00	-	2.93	3.00	3.11	-	AMPS	5.5	5.6	5.8	-	5.9	6.0	6.2	-	6.3	6.5	6.7	-	6.8	6.9	7.1	-	7.2	7.3	7.5	-	7.6	7.7	8.0	-	HIPR	145	156	165	-	163	175	185	-	185	199	211	-	211	227	240	-	237	255	270	-	262	282	298	-	LO PR	66	70	76	-	69	74	81	-	72	77	84	-	76	81	88	-	79	84	92	-	82	87	95	-	
	1217	MBh	29.9	31.0	33.9	-	29.2	30.2	33.1	-	28.5	29.5	32.3	-	27.8	28.8	31.6	-	26.4	27.4	30.0	-	24.5	25.3	27.8	-	S/T	0.76	0.63	0.44	-	0.78	0.66	0.45	-	0.80	0.67	0.47	-	0.83	0.69	0.48	-	0.86	0.72	0.50	-	0.87	0.73	0.50	-	DT	17	15	11	-	17	15	11	-	17	15	11	-	17	15	11	-	17	15	11	-	16	14	11	-	KW	2.20	2.25	2.33	-	2.38	2.44	2.52	-	2.54	2.60	2.70	-	2.69	2.75	2.85	-	2.81	2.88	2.98	-	2.91	2.98	3.09	-	AMPS	5.4	5.6	5.7	-	5.8	6.0	6.2	-	6.3	6.5	6.7	-	6.7	6.9	7.1	-	7.1	7.3	7.5	-	7.5	7.7	7.9	-	HIPR	144	155	164	-	162	174	184	-	184	198	209	-	210	226	238	-	236	254	268	-	260	280	296	-	LO PR	65	69	76	-	69	73	80	-	72	76	83	-	75	80	87	-	79	84	92	-	81	87	95	-	
		1050	MBh	27.6	28.6	31.3	-	26.9	27.9	30.6	-	26.3	27.2	29.9	-	25.6	26.6	29.1	-	24.4	25.3	27.7	-	22.6	23.4	25.6	-	S/T	0.73	0.61	0.42	-	0.76	0.63	0.44	-	0.78	0.65	0.45	-	0.80	0.67	0.46	-	0.83	0.69	0.48	-	0.84	0.70	0.48	-	DT	18	15	12	-	18	15	12	-	18	15	12	-	18	16	12	-	18	15	12	-	17	14	11	-	KW	2.14	2.19	2.26	-	2.32	2.37	2.46	-	2.48	2.53	2.62	-	2.62	2.68	2.77	-	2.73	2.80	2.90	-	2.84	2.90	3.01	-	AMPS	5.3	5.4	5.6	-	5.7	5.8	6.0	-	6.2	6.3	6.5	-	6.5	6.7	6.9	-	6.9	7.1	7.3	-	7.3	7.5	7.7	-	HIPR	140	151	159	-	157	169	178	-	178	192	203	-	203	219	231	-	229	246	260	-	253	272	287	-	LO PR	63	67	73	-	67	71	78	-	69	74	81	-	73	78	85	-	76	81	89	-	79	84	92	-

IDB*	Airflow	Outdoor Ambient Temperature																																																																																																																																																																															
		65					75					85					95					105					115																																																																																																																																																						
		59	63	67	71	75	59	63	67	71	75	59	63	67	71	75	59	63	67	71	75	59	63	67	71	75	59	63	67	71	75																																																																																																																																																		
75	1350	MBh	30.8	31.7	34.4	36.9	30.1	31.0	33.6	36.0	29.4	30.3	32.8	35.2	28.7	29.5	32.0	34.3	27.2	28.1	30.4	32.6	25.2	26.0	28.1	30.2	S/T	0.90	0.80	0.61	0.39	0.93	0.83	0.63	0.41	0.95	0.85	0.65	0.42	0.99	0.88	0.67	0.43	1.00	0.91	0.69	0.45	1.00	0.92	0.70	0.45	DT	19	17	14	10	19	18	14	10	19	18	14	10	19	18	15	10	19	17	14	10	17	16	13	9	KW	2.23	2.28	2.36	2.44	2.42	2.47	2.56	2.65	2.58	2.64	2.74	2.83	2.73	2.79	2.89	3.00	2.85	2.92	3.02	3.13	2.96	3.03	3.14	3.25	AMPS	5.5	5.6	5.8	6.0	5.9	6.1	6.2	6.5	6.4	6.5	6.7	7.0	6.8	7.0	7.2	7.4	7.2	7.4	7.6	7.9	7.6	7.8	8.0	8.3	HIPR	147	158	167	174	165	177	187	195	187	201	213	222	213	229	242	253	240	258	273	284	265	285	301	314	LO PR	66	71	77	82	70	75	81	87	73	77	85	90	76	81	89	95	80	85	93	99	83	88	96	103	
	1217	MBh	30.4	31.3	33.9	36.3	29.7	30.6	33.1	35.5	29.0	29.8	32.3	34.6	28.3	29.1	31.5	33.8	26.8	27.6	29.9	32.1	24.9	25.6	27.7	29.7	S/T	0.86	0.77	0.58	0.37	0.89	0.80	0.60	0.39	0.91	0.82	0.62	0.40	0.94	0.84	0.64	0.41	0.98	0.88	0.66	0.43	0.99	0.88	0.67	0.43	DT	20	18	15	10	20	18	15	10	20	18	15	10	20	19	15	10	20	18	15	10	19	17	14	10	KW	2.22	2.27	2.35	2.43	2.40	2.46	2.54	2.63	2.57	2.63	2.72	2.82	2.71	2.78	2.87	2.98	2.83	2.90	3.01	3.11	2.94	3.01	3.12	3.23	AMPS	5.5	5.6	5.8	6.0	5.9	6.0	6.2	6.4	6.4	6.5	6.7	6.9	6.8	6.9	7.1	7.4	7.2	7.3	7.6	7.8	7.6	7.7	8.0	8.3	HIPR	146	157	166	173	163	176	186	194	186	200	211	220	212	228	241	251	238	256	271	282	263	283	299	312	LO PR	66	70	76	81	70	74	81	86	72	77	84	89	76	81	88	94	80	85	92	98	82	88	96	102	
		1050	MBh	28.0	28.9	31.2	33.5	27.4	28.2	30.5	32.8	26.7	27.5	29.8	32.0	26.1	26.9	29.1	31.2	24.8	25.5	27.6	29.6	23.0	23.6	25.6	27.5	S/T	0.83	0.74	0.56	0.36	0.86	0.77	0.58	0.37	0.88	0.79	0.60	0.38	0.91	0.81	0.62	0.40	0.94	0.84	0.64	0.41	0.95	0.85	0.64	0.41	DT	20	19	15	11	21	19	16	11	21	19	16	11	21	19	16	11	21	19	16	11	19	18	14	10	KW	2.16	2.21	2.28	2.36	2.34	2.39	2.48	2.56	2.50	2.56	2.65	2.74	2.64	2.70	2.80	2.90	2.76	2.82	2.92	3.03	2.86	2.93	3.03	3.14	AMPS	5.4	5.5	5.6	5.8	5.8	5.9	6.1	6.3	6.2	6.3	6.5	6.8	6.6	6.7	7.0	7.2	7.0	7.1	7.4	7.6	7.4	7.5	7.8	8.1	HIPR	141	152	161	167	159	171	180	188	180	194	205	214	205	221	233	243	231	249	263	274	255	275	290	303	LO PR	64	68	74	79	67	72	78	83	70	75	81	87	74	78	86	91	77	82	90	95	80	85	93	99

Shaded area is ACCA (TVA) conditions IDB: Entering Indoor Dry Bulb Temperature KW= Total system power AMP= outdoor unit amps (comp. +fan)
 High and low pressures are measured at the liquid and suction service valves.

COOLING PERFORMANCE DATA

GSH130363AF

EXPANDED PERFORMANCE DATA

COOLING OPERATION

MODEL: GSH130363A* / ARUF49-00*-1* / ARUF36421A*

IDB*	Airflow	Outdoor Ambient Temperature																									
		65				75				85				95				105				115					
		59	63	67	71	59	63	67	71	59	63	67	71	59	63	67	71	59	63	67	71	59	63	67	71		
80	1350	MBh	31.4	32.1	34.3	36.6	30.7	31.3	33.5	35.8	29.9	30.6	32.7	34.9	29.2	29.8	31.9	34.1	27.7	28.3	30.3	32.4	25.7	26.3	28.0	30.0	
		S/T	1.00	0.92	0.75	0.56	1.00	0.96	0.78	0.58	1.00	0.98	0.80	0.60	1.00	1.00	0.83	0.62	1.00	1.00	0.86	0.64	1.00	1.00	0.86	0.65	
		DT	21	20	18	14	21	20	18	14	20	20	18	14	20	20	18	14	20	19	19	18	14	17	18	16	13
		KW	2.25	2.30	2.38	2.46	2.44	2.50	2.58	2.67	2.61	2.67	2.76	2.86	2.75	2.82	2.92	3.02	2.88	2.95	3.05	3.16	2.99	3.06	3.17	3.28	
		AMPS	5.6	5.7	5.9	6.1	6.0	6.1	6.3	6.5	6.5	6.6	6.8	7.0	6.9	7.0	7.2	7.5	7.3	7.4	7.7	8.0	7.7	7.9	8.1	8.4	
	HIPR	148	159	168	176	166	179	189	197	189	203	215	224	215	232	245	255	242	261	275	287	268	288	304	317		
	LO PR	67	71	78	83	71	75	82	88	74	78	85	91	77	82	90	96	81	86	94	100	84	89	97	104		
	1217	MBh	30.9	31.6	33.8	36.1	30.2	30.9	33.0	35.2	29.5	30.1	32.2	34.4	28.8	29.4	31.4	33.6	27.3	27.9	29.8	31.9	25.3	25.9	27.6	29.5	
		S/T	0.94	0.88	0.72	0.54	0.98	0.92	0.75	0.56	1.00	0.94	0.77	0.57	1.00	0.97	0.79	0.59	1.00	1.00	0.82	0.61	1.00	1.00	0.83	0.62	
		DT	22	21	18	15	22	21	19	15	22	21	19	15	22	22	19	15	21	21	18	15	19	20	17	14	
KW		2.24	2.29	2.37	2.45	2.42	2.48	2.57	2.66	2.59	2.65	2.74	2.84	2.74	2.80	2.90	3.00	2.86	2.93	3.03	3.14	2.97	3.04	3.15	3.26		
AMPS		5.5	5.7	5.8	6.0	5.9	6.1	6.3	6.5	6.4	6.6	6.8	7.0	6.8	7.0	7.2	7.5	7.2	7.4	7.6	7.9	7.6	7.8	8.1	8.4		
HIPR	147	158	167	174	165	178	188	196	188	202	213	223	214	230	243	253	241	259	273	285	266	286	302	315			
LO PR	67	71	77	82	70	75	82	87	73	78	85	90	77	82	89	95	80	86	93	99	83	88	97	103			
1050	1350	MBh	28.5	29.2	31.2	33.3	27.9	28.5	30.4	32.5	27.2	27.8	29.7	31.8	26.5	27.1	29.0	31.0	25.2	25.8	27.5	29.4	23.4	23.9	25.5	27.3	
		S/T	0.91	0.85	0.69	0.52	0.94	0.88	0.72	0.54	0.97	0.91	0.74	0.55	1.00	0.94	0.76	0.57	1.04	0.97	0.79	0.59	1.04	0.98	0.80	0.60	
		DT	23	22	19	15	23	22	19	15	23	22	19	15	23	22	19	15	23	22	19	15	21	20	18	14	
		KW	2.18	2.23	2.30	2.39	2.36	2.42	2.50	2.59	2.52	2.58	2.67	2.77	2.66	2.73	2.82	2.92	2.78	2.85	2.95	3.06	2.89	2.96	3.06	3.17	
		AMPS	5.4	5.5	5.7	5.9	5.8	5.9	6.1	6.3	6.3	6.4	6.6	6.8	6.7	6.8	7.0	7.3	7.0	7.2	7.4	7.7	7.4	7.6	7.8	8.1	
	HIPR	143	154	162	169	160	172	182	190	182	196	207	216	207	223	236	246	233	251	265	277	258	277	293	306		
	LO PR	65	69	75	80	68	73	79	84	71	75	82	88	74	79	86	92	78	83	91	96	81	86	94	100		
	1217	MBh	31.9	32.5	34.1	36.4	31.2	31.8	33.3	35.5	30.4	31.0	32.5	34.7	29.7	30.3	31.7	33.8	28.2	28.8	30.1	32.1	26.1	26.6	27.9	29.8	
		S/T	1.00	1.00	0.90	0.73	1.00	1.00	0.93	0.76	1.00	1.00	0.96	0.78	1.00	1.00	0.99	0.80	1.00	1.00	0.83	0.61	1.00	1.00	0.86	0.64	
		DT	22	22	21	18	21	22	21	18	21	21	21	18	20	21	21	18	19	20	21	18	18	18	19	17	
KW		2.27	2.32	2.40	2.49	2.46	2.52	2.61	2.70	2.63	2.69	2.79	2.89	2.78	2.84	2.94	3.05	2.90	2.97	3.08	3.19	3.01	3.09	3.20	3.31		
AMPS		5.6	5.7	5.9	6.1	6.0	6.2	6.4	6.6	6.5	6.7	6.9	7.1	6.9	7.1	7.3	7.6	7.3	7.5	7.7	8.0	7.8	7.9	8.2	8.5		
HIPR	150	161	170	177	168	181	191	199	191	205	217	226	217	234	247	258	245	263	278	290	270	291	307	320			
LO PR	68	72	79	84	71	76	83	88	74	79	86	92	78	83	91	97	82	87	95	101	85	90	98	105			
85	1350	MBh	31.5	32.1	33.6	35.8	30.7	31.3	32.8	35.0	30.0	30.6	32.0	34.2	29.3	29.8	31.2	33.3	27.8	28.3	29.7	31.7	25.8	26.3	27.5	29.3	
		S/T	0.99	0.95	0.86	0.70	1.00	0.99	0.89	0.72	1.00	1.00	0.92	0.74	1.00	1.00	0.94	0.77	1.00	1.00	0.98	0.80	1.00	1.00	0.99	0.80	
		DT	24	23	22	19	23	23	22	19	23	23	22	19	22	23	22	19	22	21	21	22	19	20	21	18	
		KW	2.26	2.31	2.39	2.47	2.45	2.50	2.59	2.68	2.61	2.67	2.77	2.87	2.76	2.83	2.93	3.03	2.89	2.96	3.06	3.17	2.99	3.07	3.18	3.29	
		AMPS	5.6	5.7	5.9	6.1	6.0	6.1	6.3	6.5	6.5	6.6	6.8	7.1	6.9	7.0	7.3	7.5	7.3	7.5	7.7	8.0	7.7	7.9	8.1	8.4	
	HIPR	149	160	169	176	167	179	189	198	190	204	215	225	216	232	245	256	243	261	276	288	268	289	305	318		
	LO PR	67	71	78	83	71	76	82	88	74	78	86	91	77	82	90	96	81	86	94	100	84	89	98	104		
	1217	MBh	29.0	29.6	31.0	33.1	28.4	28.9	30.3	32.3	27.7	28.2	29.6	31.5	27.0	27.5	28.8	30.8	25.7	26.2	27.4	29.2	23.8	24.2	25.4	27.1	
		S/T	0.95	0.92	0.83	0.67	0.99	0.95	0.86	0.70	1.00	0.98	0.88	0.72	1.00	1.00	0.91	0.74	1.00	1.00	0.95	0.77	1.00	1.00	0.95	0.77	
		DT	24	24	23	20	25	24	23	20	24	24	23	20	24	24	23	20	22	23	23	20	21	21	21	18	
KW		2.20	2.25	2.33	2.41	2.38	2.44	2.52	2.61	2.54	2.60	2.69	2.79	2.69	2.75	2.85	2.95	2.81	2.88	2.98	3.08	2.91	2.98	3.09	3.20		
AMPS		5.4	5.6	5.7	5.9	5.8	6.0	6.2	6.4	6.3	6.5	6.6	6.9	6.7	6.9	7.1	7.3	7.1	7.3	7.5	7.8	7.5	7.7	7.9	8.2		
HIPR	144	155	164	171	162	174	184	192	184	198	209	218	209	225	238	248	236	254	268	279	260	280	296	309			
LO PR	65	69	76	81	69	73	80	85	72	76	83	89	75	80	87	93	79	84	91	97	81	87	95	101			

IDB*	Airflow	Outdoor Ambient Temperature																								
		65				75				85				95				105				115				
		59	63	67	71	59	63	67	71	59	63	67	71	59	63	67	71	59	63	67	71	59	63	67	71	
85	1350	MBh	31.9	32.5	34.1	36.4	31.2	31.8	33.3	35.5	30.4	31.0	32.5	34.7	29.7	30.3	31.7	33.8	28.2	28.8	30.1	32.1	26.1	26.6	27.9	29.8
		S/T	1.00	1.00	0.90	0.73	1.00	1.00	0.93	0.76	1.00	1.00	0.96	0.78	1.00	1.00	0.99	0.80	1.00	1.00	0.83	0.61	1.00	1.00	0.86	0.64
		DT	22	22	21	18	21	22	21	18	21	21	21	18	20	21	21	18	19	20	21	18	18	18	19	17
		KW	2.27	2.32	2.40	2.49	2.46	2.52	2.61	2.70	2.63	2.69	2.79	2.89	2.78	2.84	2.94	3.05	2.90	2.97	3.08	3.19	3.01	3.09	3.20	3.31
		AMPS	5.6	5.7	5.9	6.1	6.0	6.2	6.4	6.6	6.5	6.7	6.9	7.1	6.9	7.1	7.3	7.6	7.3	7.5	7.7	8.0	7.8	7.9	8.2	8.5
	HIPR	150	161	170	177	168	181	191	199	191	205	217	226	217	234	247	258	245	263	278	290	270	291	307	320	
	LO PR	68	72	79	84	71	76	83	88	74	79	86	92	78	83	91	97	82	87	95	101	85	90	98	105	
	1217	MBh	31.5	32.1	33.6	35.8	30.7	31.3	32.8	35.0	30.0	30.6	32.0	34.2	29.3	29.8	31.2	33.3	27.8	28.3	29.7	31.7	25.8	26.3	27.5	29.3
		S/T	0.99	0.95	0.86	0.70	1.00	0.99	0.89	0.72	1.00	1.00	0.92	0.74	1.00	1.00	0.94	0.77	1.00	1.00	0.98	0.80	1.00	1.00	0.99	0.80
		DT	24	23	22	19	23	23	22	19	23	23	22	19	22	23	22	19	22	21	21	22	19	20	21	18
KW		2.26	2.31	2.39	2.47	2.45	2.50	2.59	2.68	2.61	2.67	2.77	2.87	2.76	2.83	2.93	3.03	2.89	2.96	3.06	3.17	2.99	3.07	3.18	3.29	
AMPS		5.6	5.7	5.9	6.1	6.0	6.1	6.3	6.5	6.5	6.6	6.8	7.1	6.9												

COOLING PERFORMANCE DATA

GSH130483AE

EXPANDED PERFORMANCE DATA

COOLING OPERATION

MODEL: GSH130483A* / ARUF61-00*-1* / ARUF48601A*

IDB*	Airflow	Outdoor Ambient Temperature																																																
		65						75						85						95						105						115																		
		59	63	67	71	75	79	59	63	67	71	75	79	59	63	67	71	75	79	59	63	67	71	75	79	59	63	67	71	75	79	59	63	67	71	75	79													
70	1800	MBh	44.1	45.7	50.1	-	43.1	44.6	48.9	-	42.0	43.6	47.7	-	41.0	42.5	46.6	-	39.0	40.4	44.3	-	36.1	37.4	41.0	-	39.0	40.4	44.3	-	36.1	37.4	41.0	-	39.0	40.4	44.3	-	36.1	37.4	41.0	-	39.0	40.4	44.3	-	36.1	37.4	41.0	-
		S/T	0.76	0.63	0.44	-	0.79	0.66	0.46	-	0.81	0.67	0.47	-	0.83	0.70	0.48	-	0.86	0.72	0.50	-	0.87	0.73	0.50	-	0.86	0.72	0.50	-	0.87	0.73	0.50	-	0.86	0.72	0.50	-	0.87	0.73	0.50	-	0.86	0.72	0.50	-	0.87	0.73	0.50	-
		Delta T	17	15	11	-	17	15	11	-	17	15	11	-	17	15	11	-	17	15	11	-	16	14	11	-	17	15	11	-	16	14	11	-	17	15	11	-	16	14	11	-	17	15	11	-	16	14	11	-
		KW	3.10	3.17	3.27	-	3.34	3.41	3.52	-	3.55	3.62	3.74	-	3.73	3.81	3.93	-	3.88	3.97	4.10	-	4.02	4.11	4.24	-	3.88	3.97	4.10	-	4.02	4.11	4.24	-	3.88	3.97	4.10	-	4.02	4.11	4.24	-	3.88	3.97	4.10	-	4.02	4.11	4.24	-
		AMPS	10.0	10.2	10.5	-	10.8	11.0	11.4	-	11.7	11.9	12.3	-	12.4	12.7	13.2	-	13.2	13.5	14.0	-	14.0	14.3	14.8	-	13.2	13.5	14.0	-	14.0	14.3	14.8	-	13.2	13.5	14.0	-	14.0	14.3	14.8	-	13.2	13.5	14.0	-	14.0	14.3	14.8	-
		HIPR	145	156	165	-	163	175	185	-	185	199	211	-	211	227	240	-	237	256	270	-	262	282	298	-	237	256	270	-	262	282	298	-	237	256	270	-	262	282	298	-	237	256	270	-	262	282	298	-
LO PR	62	66	72	-	65	70	76	-	68	72	79	-	71	76	83	-	75	80	87	-	77	82	90	-	75	80	87	-	77	82	90	-	75	80	87	-	77	82	90	-	75	80	87	-	77	82	90	-		
MBh	42.8	44.4	48.6	-	41.8	43.3	47.5	-	40.8	42.3	46.4	-	39.8	41.3	45.2	-	37.8	39.2	43.0	-	35.0	36.3	39.8	-	37.8	39.2	43.0	-	35.0	36.3	39.8	-	37.8	39.2	43.0	-	35.0	36.3	39.8	-	37.8	39.2	43.0	-	35.0	36.3	39.8	-		
S/T	0.72	0.60	0.42	-	0.75	0.63	0.43	-	0.77	0.64	0.45	-	0.79	0.66	0.46	-	0.82	0.69	0.48	-	0.83	0.69	0.48	-	0.82	0.69	0.48	-	0.83	0.69	0.48	-	0.82	0.69	0.48	-	0.83	0.69	0.48	-	0.82	0.69	0.48	-	0.83	0.69	0.48	-		
Delta T	18	15	12	-	18	16	12	-	18	16	12	-	18	16	12	-	18	16	12	-	17	14	11	-	18	16	12	-	17	14	11	-	18	16	12	-	17	14	11	-	18	16	12	-	17	14	11	-		
KW	3.08	3.14	3.24	-	3.31	3.38	3.49	-	3.52	3.59	3.71	-	3.70	3.78	3.90	-	3.85	3.94	4.07	-	3.99	4.07	4.21	-	3.85	3.94	4.07	-	3.99	4.07	4.21	-	3.85	3.94	4.07	-	3.99	4.07	4.21	-	3.85	3.94	4.07	-	3.99	4.07	4.21	-		
AMPS	9.9	10.1	10.5	-	10.7	10.9	11.3	-	11.6	11.8	12.2	-	12.3	12.6	13.0	-	13.1	13.4	13.9	-	13.9	14.2	14.7	-	13.1	13.4	13.9	-	13.9	14.2	14.7	-	13.1	13.4	13.9	-	13.9	14.2	14.7	-	13.1	13.4	13.9	-	13.9	14.2	14.7	-		
HIPR	144	155	163	-	161	174	183	-	184	197	209	-	209	225	238	-	235	253	267	-	260	280	295	-	235	253	267	-	260	280	295	-	235	253	267	-	260	280	295	-	235	253	267	-	260	280	295	-		
LO PR	61	65	71	-	65	69	75	-	67	72	78	-	71	75	82	-	74	79	86	-	77	82	89	-	74	79	86	-	77	82	89	-	74	79	86	-	77	82	89	-	74	79	86	-	77	82	89	-		
MBh	39.5	41.0	44.9	-	38.6	40.0	43.8	-	37.7	39.1	42.8	-	36.8	38.1	41.7	-	34.9	36.2	39.7	-	32.3	33.5	36.7	-	34.9	36.2	39.7	-	32.3	33.5	36.7	-	34.9	36.2	39.7	-	32.3	33.5	36.7	-	34.9	36.2	39.7	-	32.3	33.5	36.7	-		
S/T	0.70	0.58	0.40	-	0.72	0.60	0.42	-	0.74	0.62	0.43	-	0.77	0.64	0.44	-	0.79	0.66	0.46	-	0.80	0.67	0.46	-	0.79	0.66	0.46	-	0.80	0.67	0.46	-	0.79	0.66	0.46	-	0.80	0.67	0.46	-	0.79	0.66	0.46	-	0.80	0.67	0.46	-		
Delta T	18	16	12	-	18	16	12	-	18	16	12	-	18	16	12	-	18	16	12	-	17	15	11	-	18	16	12	-	17	15	11	-	18	16	12	-	17	15	11	-	18	16	12	-	17	15	11	-		
KW	3.01	3.07	3.16	-	3.23	3.30	3.40	-	3.43	3.51	3.62	-	3.61	3.69	3.81	-	3.76	3.84	3.97	-	3.89	3.97	4.10	-	3.76	3.84	3.97	-	3.89	3.97	4.10	-	3.76	3.84	3.97	-	3.89	3.97	4.10	-	3.76	3.84	3.97	-	3.89	3.97	4.10	-		
AMPS	9.6	9.9	10.2	-	10.4	10.6	11.0	-	11.3	11.5	11.9	-	12.0	12.3	12.7	-	12.8	13.1	13.5	-	13.5	13.8	14.3	-	12.8	13.1	13.5	-	13.5	13.8	14.3	-	12.8	13.1	13.5	-	13.5	13.8	14.3	-	12.8	13.1	13.5	-	13.5	13.8	14.3	-		
HIPR	139	150	159	-	157	168	178	-	178	192	202	-	203	218	230	-	228	245	259	-	252	271	286	-	228	245	259	-	252	271	286	-	228	245	259	-	252	271	286	-	228	245	259	-	252	271	286	-		
LO PR	60	63	69	-	63	67	73	-	65	70	76	-	69	73	80	-	72	77	84	-	74	79	86	-	72	77	84	-	74	79	86	-	72	77	84	-	74	79	86	-	72	77	84	-	74	79	86	-		

IDB*	Airflow	Outdoor Ambient Temperature																																																	
		65						75						85						95						105						115																			
		59	63	67	71	75	79	59	63	67	71	75	79	59	63	67	71	75	79	59	63	67	71	75	79	59	63	67	71	75	79	59	63	67	71	75	79														
75	1800	MBh	44.8	46.2	50.0	53.6	43.8	45.1	48.8	52.4	42.8	44.0	47.7	51.1	41.7	42.9	46.5	49.9	39.6	40.8	44.2	47.4	36.7	37.8	40.9	43.9	39.6	40.8	44.2	47.4	36.7	37.8	40.9	43.9	39.6	40.8	44.2	47.4	36.7	37.8	40.9	43.9	39.6	40.8	44.2	47.4	36.7	37.8	40.9	43.9	
		S/T	0.86	0.77	0.58	0.38	0.89	0.80	0.61	0.39	0.92	0.82	0.62	0.40	0.95	0.85	0.64	0.41	0.98	0.88	0.66	0.43	0.99	0.89	0.67	0.43	0.98	0.88	0.66	0.43	0.99	0.89	0.67	0.43	0.98	0.88	0.66	0.43	0.99	0.89	0.67	0.43	0.98	0.88	0.66	0.43	0.99	0.89	0.67	0.43	
		Delta T	20	18	15	10	20	18	15	10	20	18	15	10	20	19	15	11	11	20	18	15	10	19	17	14	10	20	18	15	10	19	17	14	10	20	18	15	10	19	17	14	10	20	18	15	10	19	17	14	10
		KW	3.13	3.19	3.29	3.40	3.37	3.44	3.55	3.66	3.58	3.65	3.77	3.89	3.76	3.84	3.97	4.10	3.92	4.00	4.14	4.27	4.05	4.14	4.28	4.43	3.92	4.00	4.14	4.27	4.05	4.14	4.28	4.43	3.92	4.00	4.14	4.27	4.05	4.14	4.28	4.43	3.92	4.00	4.14	4.27	4.05	4.14	4.28	4.43	
		AMPS	10.1	10.3	10.6	11.0	10.9	11.1	11.5	11.9	11.8	12.1	12.4	12.9	12.6	12.9	13.3	13.8	13.3	13.7	14.1	14.6	14.1	14.5	14.9	15.5	13.3	13.7	14.1	14.6	14.1	14.5	14.9	15.5	13.3	13.7	14.1	14.6	14.1	14.5	14.9	15.5	13.3	13.7	14.1	14.6	14.1	14.5	14.9	15.5	
		HIPR	147	158	167	174	165	177	187	195	187	201	213	222	213	229	242	253	240	258	273	284	265	285	301	314	240	258	273	284	265	285	301	314	240	258	273	284	265	285	301	314	240	258	273	284	265	285	301	314	
LO PR	63	67	73	77	66	70	77	82	69	73	80	85	72	77	84	89	76	81	88	94	78	83	91	97	76	81	88	94	78	83	91	97	76	81	88	94	78	83	91	97	76	81	88	94	78	83	91	97			
MBh	43.5	44.8	48.5	52.1	42.5	43.8	47.4	50.9	41.5	42.7	46.3	49.7	40.5	41.7	45.1	48.4	38.5	39.6	42.9	46.0	35.6	36.7	39.7	42.6	38.5	39.6	42.9	46.0	35.6	36.7	39.7	42.6	38.5	39.6	42.9	46.0	35.6	36.7	39.7	42.6	38.5	39.6	42.9	46.0	35.6</						

COOLING PERFORMANCE DATA

GSH130483AE

EXPANDED PERFORMANCE DATA

COOLING OPERATION

MODEL: GSH130483A* / ARUF61-00*-1* / ARUF48601A*

IDB*	Airflow	Outdoor Ambient Temperature																													
		65					75					85					95					105					115				
		59	63	67	71	75	59	63	67	71	75	59	63	67	71	75	59	63	67	71	75	59	63	67	71	75	59	63	67	71	75
80	1800	MBh	45.6	46.6	49.8	53.3	44.6	45.6	48.7	52.0	43.5	44.5	47.5	50.8	42.5	43.4	46.4	49.5	40.3	41.2	44.0	47.1	37.4	38.2	40.8	43.6					
		S/T	0.95	0.89	0.72	0.54	1.00	0.92	0.75	0.56	1.00	0.94	0.77	0.57	1.00	1.00	0.79	0.59	1.00	1.00	0.82	0.61	1.00	1.00	0.83	0.62					
		Delta T	22	21	18	15	23	21	19	15	22	21	19	15	22	22	19	15	21	21	18	15	19	19	17	14					
		KW	3.15	3.22	3.32	3.42	3.39	3.46	3.58	3.69	3.60	3.68	3.80	3.93	3.79	3.87	4.00	4.13	3.95	4.04	4.17	4.31	4.09	4.18	4.32	4.46					
		AMPS	10.2	10.4	10.7	11.1	11.0	11.2	11.6	12.0	11.9	12.2	12.6	13.0	12.7	13.0	13.4	13.9	13.5	13.8	14.2	14.8	14.3	14.6	15.1	15.6					
		HIPR	148	159	168	176	166	179	189	197	189	204	215	224	215	232	245	255	242	261	275	287	268	288	304	317					
80	1600	LO PR	63	67	73	78	67	71	78	83	69	74	81	86	73	78	85	90	76	81	89	95	79	84	92	98					
		MBh	44.3	45.3	48.4	51.7	43.3	44.2	47.3	50.5	42.3	43.2	46.1	49.3	41.2	42.1	45.0	48.1	39.2	40.0	42.8	45.7	36.3	37.1	39.6	42.3					
		S/T	0.90	0.85	0.69	0.51	0.94	0.88	0.71	0.53	0.96	0.90	0.73	0.55	0.99	0.93	0.76	0.56	1.00	0.96	0.78	0.59	1.00	0.97	0.79	0.59					
		Delta T	23	22	19	15	23	22	19	15	23	22	19	15	23	22	19	15	20	23	22	19	15	21	21	18	14				
		KW	3.13	3.19	3.29	3.40	3.37	3.44	3.55	3.66	3.58	3.65	3.77	3.89	3.76	3.84	3.97	4.10	3.92	4.00	4.14	4.27	4.05	4.14	4.28	4.43					
		AMPS	10.1	10.3	10.6	11.0	10.9	11.1	11.5	11.9	11.8	12.1	12.4	12.9	12.6	12.9	13.3	13.8	13.4	13.7	14.1	14.6	14.1	14.5	14.9	15.5					
80	1400	HIPR	147	158	167	174	165	177	187	195	187	202	213	222	213	230	242	253	240	258	273	284	265	285	301	314					
		LO PR	63	67	73	77	66	70	77	82	69	73	80	85	72	77	84	89	76	81	88	94	78	83	91	97					
		MBh	40.9	41.8	44.7	47.7	39.9	40.8	43.6	46.6	39.0	39.8	42.6	45.5	38.0	38.9	41.5	44.4	36.1	36.9	39.5	42.2	33.5	34.2	36.6	39.1					
		S/T	0.87	0.82	0.66	0.50	0.90	0.85	0.69	0.51	0.92	0.87	0.71	0.53	0.95	0.90	0.73	0.54	0.99	0.93	0.76	0.57	1.00	0.94	0.76	0.57					
		Delta T	23	22	19	16	24	23	20	16	24	23	20	16	24	23	20	16	24	24	23	20	16	22	21	18	15				
		KW	3.05	3.12	3.21	3.32	3.28	3.35	3.46	3.57	3.49	3.56	3.68	3.80	3.67	3.75	3.87	4.00	3.82	3.90	4.03	4.17	3.95	4.04	4.17	4.31					
80	1400	AMPS	9.8	10.0	10.4	10.7	10.6	10.8	11.2	11.6	11.5	11.7	12.1	12.6	12.2	12.5	12.9	13.4	13.0	13.3	13.7	14.2	13.7	14.1	14.5	15.1					
		HIPR	142	153	162	169	160	172	181	189	182	195	206	215	207	223	235	245	233	250	264	276	257	277	292	305					
		LO PR	61	65	71	75	64	68	75	79	67	71	77	82	70	75	81	87	73	78	85	91	76	81	88	94					

85	1800	MBh	46.4	47.3	49.6	52.9	45.4	46.2	48.4	51.7	44.3	45.1	47.3	50.4	43.2	44.0	46.1	49.2	41.0	41.8	43.8	46.7	38.0	38.8	40.6	43.3	
		S/T	0.99	0.96	0.86	0.70	1.00	0.99	0.90	0.73	1.00	1.00	0.92	0.74	1.00	1.00	0.95	0.77	1.00	1.00	0.98	0.80	1.00	1.00	0.99	0.80	
		Delta T	24	23	22	19	23	23	22	19	23	23	22	19	22	22	22	19	21	21	21	22	19	19	20	21	18
		KW	3.18	3.24	3.35	3.45	3.42	3.49	3.60	3.72	3.63	3.71	3.83	3.96	3.82	3.91	4.03	4.17	3.98	4.07	4.21	4.35	4.12	4.21	4.35	4.50	
		AMPS	10.3	10.5	10.8	11.2	11.1	11.3	11.7	12.1	12.0	12.3	12.7	13.1	12.8	13.1	13.5	14.0	13.6	13.9	14.4	14.9	14.4	14.7	15.2	15.8	
		HIPR	150	161	170	177	168	181	191	199	191	206	217	226	218	234	247	258	245	263	278	290	270	291	307	321	
85	1600	LO PR	64	68	74	79	67	72	78	83	70	75	81	87	74	78	86	91	77	82	90	95	80	85	93	99	
		MBh	45.1	46.0	48.1	51.4	44.0	44.9	47.0	50.2	43.0	43.8	45.9	49.0	41.9	42.8	44.8	47.8	39.8	40.6	42.5	45.4	36.9	37.6	39.4	42.0	
		S/T	0.95	0.91	0.82	0.67	0.98	0.95	0.85	0.69	1.00	0.97	0.88	0.71	1.00	1.00	0.90	0.73	1.00	1.00	0.94	0.76	1.00	1.00	0.95	0.77	
		Delta T	25	24	23	20	25	24	23	20	25	24	23	20	24	25	23	20	23	23	23	23	20	21	22	21	19
		KW	3.15	3.22	3.32	3.42	3.39	3.46	3.58	3.69	3.60	3.68	3.80	3.93	3.79	3.87	4.00	4.13	3.95	4.04	4.17	4.31	4.09	4.18	4.32	4.46	
		AMPS	10.2	10.4	10.7	11.1	11.0	11.2	11.6	12.0	11.9	12.2	12.6	13.0	12.7	13.0	13.4	13.9	13.5	13.8	14.2	14.8	14.3	14.6	15.1	15.6	
85	1400	HIPR	148	159	168	176	166	179	189	197	189	204	215	224	215	232	245	255	242	261	275	287	268	288	304	317	
		LO PR	63	67	73	78	67	71	78	83	69	74	81	86	73	78	85	90	76	81	89	95	79	84	92	98	
		MBh	41.6	42.4	44.4	47.4	40.6	41.4	43.4	46.3	39.7	40.4	42.4	45.2	38.7	39.5	41.3	44.1	36.8	37.5	39.3	41.9	34.1	34.7	36.4	38.8	
		S/T	0.91	0.88	0.79	0.64	0.95	0.91	0.82	0.67	0.97	0.94	0.84	0.68	1.00	0.97	0.87	0.71	1.00	1.00	0.90	0.73	1.00	1.00	0.91	0.74	
		Delta T	25	25	23	20	25	25	23	20	25	25	23	20	25	25	24	20	24	24	25	23	20	22	23	22	19
		KW	3.08	3.14	3.24	3.34	3.31	3.38	3.49	3.60	3.52	3.59	3.71	3.83	3.70	3.78	3.90	4.03	3.85	3.94	4.07	4.20	3.99	4.07	4.21	4.35	
85	1400	AMPS	9.9	10.1	10.4	10.8	10.7	10.9	11.3	11.7	11.6	11.8	12.2	12.7	12.3	12.6	13.0	13.5	13.1	13.4	13.9	14.4	13.9	14.2	14.7	15.2	
		HIPR	144	155	163	170	161	174	183	191	183	197	208	217	209	225	237	248	235	253	267	279	260	279	295	308	
		LO PR	61	65	71	76	65	69	75	80	67	72	78	83	71	75	82	88	74	79	86	92	77	82	89	95	

Shaded area is AHRI Rating Conditions 'iditions
 IDB= Entering Indoor Dry Bulb Temperature
 KW= Total system power
 AMPS=outdoor unit amps (comp.+fan)
 High and low pressures are measured at the liquid and suction service valves.

COOLING PERFORMANCE DATA

GSH130603AC

EXPANDED PERFORMANCE DATA

COOLING OPERATION

MODEL: GSH130603A* / ARUF61-00*J* / ARUF48601A*

IDB	Airflow	Outdoor Ambient Temperature																								
		65				75				85				95				105				115				
		59	63	67	71	59	63	67	71	59	63	67	71	59	63	67	71	59	63	67	71	59	63	67	71	
70	2025	MBh	54.4	56.4	61.8	-	53.1	55.1	60.3	-	51.9	53.7	58.9	-	50.6	52.4	57.5	-	48.1	49.8	54.6	-	44.5	46.1	50.6	-
		S/T	0.72	0.60	0.42	-	0.75	0.63	0.43	-	0.77	0.64	0.45	-	0.79	0.66	0.46	-	0.82	0.69	0.48	-	0.83	0.69	0.48	-
		Delta T	18	15	12	-	18	16	12	-	18	16	12	-	18	16	12	-	18	16	12	-	17	15	11	-
		KW	4.03	4.12	4.25	-	4.35	4.45	4.60	-	4.64	4.74	4.90	-	4.89	5.00	5.17	-	5.10	5.22	5.39	-	5.28	5.40	5.59	-
		AMPS	13.0	13.3	13.8	-	14.1	14.4	14.9	-	15.3	15.7	16.2	-	16.3	16.7	17.3	-	17.4	17.8	18.4	-	18.4	18.9	19.5	-
		HI PR	146	157	166	-	164	176	186	-	186	200	211	-	212	228	241	-	238	257	271	-	263	283	299	-
	LO PR	57	61	66	-	60	64	70	-	63	67	73	-	66	70	76	-	69	73	80	-	71	76	83	-	
	1800	MBh	52.8	54.7	60.0	-	51.6	53.5	58.6	-	50.3	52.2	57.2	-	49.1	50.9	55.8	-	46.7	48.4	53.0	-	43.2	44.8	49.1	-
		S/T	0.69	0.58	0.40	-	0.72	0.60	0.41	-	0.73	0.61	0.42	-	0.76	0.63	0.44	-	0.79	0.66	0.45	-	0.79	0.66	0.46	-
		Delta T	19	16	12	-	19	16	12	-	19	16	12	-	19	16	12	-	19	16	12	-	17	15	11	-
		KW	4.00	4.09	4.22	-	4.32	4.41	4.56	-	4.60	4.70	4.86	-	4.84	4.96	5.12	-	5.06	5.17	5.35	-	5.24	5.36	5.54	-
		AMPS	12.9	13.2	13.7	-	14.0	14.3	14.8	-	15.1	15.5	16.0	-	16.2	16.6	17.1	-	17.2	17.6	18.2	-	18.2	18.7	19.3	-
HI PR		144	155	164	-	162	174	184	-	184	198	209	-	210	226	238	-	236	254	268	-	261	281	296	-	
LO PR	57	60	66	-	60	64	69	-	62	66	72	-	65	69	76	-	68	73	79	-	71	75	82	-		
1575	MBh	48.7	50.5	55.3	-	47.6	49.3	54.1	-	46.5	48.2	52.8	-	45.3	47.0	51.5	-	43.1	44.6	48.9	-	39.9	41.4	45.3	-	
	S/T	0.67	0.56	0.39	-	0.69	0.58	0.40	-	0.71	0.59	0.41	-	0.73	0.61	0.42	-	0.76	0.63	0.44	-	0.76	0.64	0.44	-	
	Delta T	19	16	12	-	19	17	13	-	19	17	13	-	19	17	13	-	19	16	13	-	18	15	12	-	
	KW	3.90	3.99	4.12	-	4.21	4.30	4.44	-	4.48	4.58	4.73	-	4.72	4.83	4.99	-	4.93	5.04	5.21	-	5.10	5.22	5.40	-	
	AMPS	12.6	12.9	13.3	-	13.6	13.9	14.4	-	14.7	15.1	15.6	-	15.7	16.1	16.7	-	16.7	17.1	17.7	-	17.7	18.2	18.8	-	
	HI PR	140	151	159	-	157	169	179	-	179	192	203	-	204	219	231	-	229	246	260	-	253	272	287	-	
LO PR	55	58	64	-	58	62	67	-	60	64	70	-	63	67	73	-	66	70	77	-	69	73	80	-		
75	2025	MBh	55.31	56.94	61.64	66.15	54.02	55.62	60.20	64.61	52.73	54.30	58.77	63.08	51.45	52.97	57.34	61.54	48.88	50.32	54.47	58.46	45.27	46.61	50.46	54.15
		S/T	0.82	0.74	0.56	0.36	0.85	0.76	0.58	0.37	0.87	0.78	0.59	0.38	0.90	0.81	0.61	0.39	0.94	0.84	0.63	0.41	0.94	0.84	0.64	0.41
		Delta T	21	19	16	11	21	19	16	11	21	19	16	11	21	19	16	11	21	19	16	11	19	18	15	10
		KW	4.07	4.16	4.29	4.43	4.39	4.49	4.64	4.79	4.68	4.78	4.94	5.11	4.93	5.04	5.21	5.39	5.14	5.26	5.44	5.63	5.33	5.45	5.64	5.83
		AMPS	13.2	13.5	13.9	14.4	14.2	14.5	15.0	15.6	15.4	15.8	16.3	16.9	16.5	16.9	17.4	18.1	17.5	18.0	18.6	19.3	18.6	19.0	19.7	20.4
		HI PR	147	159	167	175	165	178	188	196	188	202	214	223	214	230	243	254	241	259	274	285	266	286	302	315
	LO PR	58	61	67	71	61	65	71	75	63	67	74	78	67	71	77	82	70	74	81	86	72	77	84	89	
	1800	MBh	53.7	55.3	59.8	64.2	52.4	54.0	58.4	62.7	51.2	52.7	57.1	61.2	50.0	51.4	55.7	59.7	47.5	48.9	52.9	56.8	44.0	45.3	49.0	52.6
		S/T	0.78	0.70	0.53	0.34	0.81	0.73	0.55	0.35	0.83	0.75	0.56	0.36	0.86	0.77	0.58	0.37	0.89	0.80	0.60	0.39	0.90	0.81	0.61	0.39
		Delta T	22	20	16	11	22	20	16	11	22	20	16	11	22	20	17	11	22	20	16	11	20	19	15	11
		KW	4.03	4.12	4.26	4.40	4.35	4.45	4.60	4.75	4.64	4.74	4.90	5.07	4.89	5.00	5.17	5.35	5.10	5.22	5.39	5.58	5.28	5.40	5.59	5.78
		AMPS	13.0	13.3	13.8	14.3	14.1	14.4	14.9	15.4	15.3	15.7	16.2	16.8	16.3	16.7	17.3	17.9	17.4	17.8	18.4	19.1	18.4	18.9	19.5	20.2
HI PR		146	157	166	173	164	176	186	194	186	200	211	221	212	228	241	251	238	257	271	283	263	284	299	312	
LO PR	57	61	66	71	60	64	70	75	63	67	73	78	66	70	76	81	69	73	80	85	71	76	83	88		
1575	MBh	49.6	51.0	55.2	59.3	48.4	49.8	53.9	57.9	47.3	48.7	52.7	56.5	46.1	47.47	51.4	55.1	43.8	45.1	48.8	52.4	40.6	41.8	45.2	48.5	
	S/T	0.76	0.68	0.51	0.33	0.78	0.70	0.53	0.34	0.80	0.72	0.54	0.35	0.83	0.74	0.56	0.36	0.86	0.77	0.58	0.38	0.87	0.78	0.59	0.38	
	Delta T	22	20	17	11	22	20	17	12	22	20	17	12	22	21	17	12	22	20	17	11	21	19	16	11	
	KW	3.93	4.02	4.15	4.29	4.24	4.34	4.48	4.63	4.52	4.62	4.78	4.94	4.76	4.87	5.03	5.21	4.97	5.08	5.25	5.44	5.15	5.26	5.44	5.63	
	AMPS	12.7	13.0	13.4	13.9	13.7	14.0	14.5	15.0	14.9	15.2	15.7	16.3	15.9	16.3	16.8	17.4	16.9	17.3	17.9	18.6	17.9	18.3	18.9	19.7	
	HI PR	141	152	161	168	159	171	180	188	181	194	205	214	206	221	234	244	231	249	263	274	256	275	290	303	
LO PR	55	59	64	68	59	62	68	72	61	65	71	75	64	68	74	79	67	71	78	83	69	74	80	86		

Shaded area is ACCA (TVA) conditions

IDB: Entering Indoor Dry Bulb Temperature

KW= Total system power

AMPS=outdoor unit amps (comp.+fan)

High and low pressures are measured at the liquid and suction service valves.

COOLING PERFORMANCE DATA

GSH130603AC

EXPANDED PERFORMANCE DATA

COOLING OPERATION

MODEL: GSH130603A* / ARUF61-00*-1* / ARUF48601A*

IDB*	Airflow	Outdoor Ambient Temperature																									
		75				85				95				105				115									
		59	63	67	71	59	63	67	71	59	63	67	71	59	63	67	71	59	63	67	71						
80	2025	MBh	56.29	57.52	61.45	65.69	54.98	56.18	60.02	64.16	53.67	54.84	58.59	62.64	52.36	53.51	57.17	61.11	49.74	50.83	54.31	58.05	46.08	47.09	50.31	53.78	
		S/T	0.90	0.85	0.69	0.51	0.94	0.88	0.71	0.53	0.96	0.90	0.73	0.55	1.00	0.93	0.76	0.56	1.00	0.96	0.78	0.59	1.00	1.00	0.79	0.59	
	1800	Delta T	23	22	19	15	23	22	19	16	23	22	19	16	24	23	20	16	23	22	19	15	21	21	18	14	
		KW	4.10	4.19	4.33	4.47	4.43	4.53	4.68	4.83	4.72	4.82	4.98	5.16	4.97	5.08	5.26	5.44	5.19	5.31	5.49	5.68	5.38	5.50	5.69	5.89	
	1575	AMPS	13.3	13.6	14.0	14.5	14.3	14.7	15.2	15.7	15.6	15.9	16.5	17.1	16.6	17.0	17.6	18.3	17.7	18.1	18.7	19.4	18.8	19.2	19.9	20.6	
		HI PR	149	160	169	176	167	180	190	198	190	204	216	225	216	233	246	256	243	262	276	288	269	289	305	319	
	85	2025	LO PR	58	62	68	72	62	65	71	76	64	68	74	79	67	71	78	83	70	75	82	87	73	77	85	90
			MBh	54.7	55.8	59.7	63.8	53.4	54.5	58.3	62.3	52.1	53.2	56.9	60.8	50.8	51.9	55.5	59.3	48.3	49.4	52.7	56.4	44.7	45.7	48.8	52.2
		1800	S/T	0.86	0.81	0.66	0.49	0.89	0.84	0.68	0.51	0.91	0.86	0.70	0.52	0.94	0.89	0.72	0.54	0.98	0.92	0.75	0.56	0.99	0.93	0.75	0.56
			Delta T	24	23	20	16	24	23	20	16	24	23	20	16	25	23	20	16	24	23	20	16	23	22	19	15
1575		KW	4.07	4.16	4.29	4.43	4.39	4.49	4.64	4.79	4.68	4.78	4.94	5.11	4.93	5.04	5.21	5.39	5.14	5.26	5.44	5.63	5.33	5.45	5.64	5.84	
		AMPS	13.2	13.5	13.9	14.4	14.2	14.5	15.0	15.6	15.4	15.8	16.3	16.9	16.5	16.9	17.4	18.1	17.5	18.0	18.6	19.3	18.6	19.0	19.7	20.4	
85		2025	HI PR	147	159	167	175	165	178	188	196	188	202	214	223	214	230	243	254	241	259	274	285	266	286	302	315
			LO PR	58	61	67	71	61	65	71	75	63	67	74	78	67	71	77	82	70	74	81	86	72	77	84	89
		1800	MBh	50.4	51.5	55.1	58.9	49.3	50.3	53.8	57.5	48.1	49.1	52.5	56.1	46.9	47.9	51.2	54.8	44.6	45.6	48.7	52.0	41.3	42.2	45.1	48.2
			S/T	0.83	0.78	0.63	0.47	0.86	0.81	0.66	0.49	0.88	0.83	0.67	0.50	0.91	0.85	0.69	0.52	0.94	0.89	0.72	0.54	0.95	0.89	0.73	0.54
	1575	Delta T	24	23	20	16	25	24	21	16	25	24	21	16	25	24	21	17	25	24	20	16	23	22	19	15	
		KW	3.97	4.05	4.18	4.32	4.28	4.38	4.52	4.67	4.56	4.66	4.82	4.98	4.80	4.91	5.08	5.25	5.01	5.13	5.30	5.48	5.19	5.31	5.49	5.68	
	85	2025	AMPS	12.8	13.1	13.5	14.0	13.8	14.2	14.6	15.2	15.0	15.4	15.9	16.5	16.0	16.4	17.0	17.6	17.1	17.5	18.1	18.7	18.1	18.5	19.1	19.9
			HI PR	143	154	162	169	160	173	182	190	182	196	207	216	208	223	236	246	234	251	266	277	258	278	293	306
		1800	LO PR	56	60	65	69	59	63	69	73	61	65	71	76	65	69	75	80	68	72	79	84	70	74	81	87
			MBh	57.27	58.38	61.15	65.23	55.94	57.02	59.72	63.72	54.61	55.67	58.30	62.20	53.28	54.31	56.88	60.68	50.61	51.59	54.04	57.65	46.88	47.79	50.05	53.40
1575		S/T	0.95	0.91	0.82	0.67	0.98	0.95	0.85	0.69	1.00	0.97	0.88	0.71	1.00	1.00	0.90	0.73	1.00	1.00	0.94	0.76	1.00	1.00	0.95	0.77	
		Delta T	25	24	23	20	25	24	23	20	25	25	23	20	24	25	23	20	23	23	23	20	21	22	21	19	
85		2025	KW	4.13	4.22	4.36	4.51	4.46	4.56	4.72	4.88	4.76	4.86	5.03	5.20	5.01	5.13	5.30	5.49	5.23	5.35	5.54	5.73	5.42	5.55	5.74	5.94
			AMPS	13.4	13.7	14.2	14.7	14.5	14.8	15.3	15.9	15.7	16.1	16.6	17.2	16.8	17.2	17.8	18.4	17.9	18.3	18.9	19.6	18.9	19.4	20.0	20.8
		1800	HI PR	150	162	171	178	169	181	192	200	192	206	218	227	218	235	248	259	246	264	279	291	271	292	309	322
			LO PR	59	63	68	73	62	66	72	77	65	69	75	80	68	72	79	84	71	76	83	88	74	78	85	91
	1575	MBh	55.6	56.7	59.4	63.3	54.3	55.4	58.0	61.9	53.0	54.0	56.6	60.4	51.7	52.7	55.2	58.9	49.1	50.1	52.5	56.0	45.5	46.4	48.6	51.8	
		S/T	0.90	0.87	0.79	0.64	0.94	0.90	0.81	0.66	0.96	0.93	0.84	0.68	0.99	0.96	0.86	0.70	1.00	0.99	0.89	0.73	1.00	1.00	0.90	0.73	
	85	2025	Delta T	26	25	24	21	26	26	24	21	26	26	24	21	26	26	24	21	25	25	24	21	23	24	22	19
			KW	4.10	4.19	4.33	4.47	4.43	4.53	4.68	4.83	4.72	4.82	4.98	5.16	4.97	5.08	5.26	5.44	5.19	5.31	5.49	5.68	5.38	5.50	5.69	5.89
		1800	AMPS	13.3	13.6	14.0	14.5	14.3	14.7	15.2	15.7	15.6	15.9	16.5	17.1	16.6	17.0	17.6	18.3	17.7	18.1	18.7	19.4	18.8	19.2	19.9	20.6
			HI PR	149	160	169	176	167	180	190	198	190	204	216	225	216	233	246	256	243	262	276	288	269	289	305	319
1575		LO PR	58	62	68	72	62	65	71	76	64	68	74	79	67	71	78	83	70	75	82	87	73	77	85	90	
		MBh	51.3	52.3	54.8	58.5	50.1	51.1	53.5	57.1	48.9	49.9	52.2	55.7	47.7	48.7	51.0	54.4	45.4	46.2	48.4	51.7	42.0	42.8	44.9	47.9	
85		2025	S/T	0.87	0.84	0.76	0.61	0.90	0.87	0.79	0.64	0.92	0.89	0.81	0.65	0.95	0.92	0.83	0.67	0.99	0.96	0.86	0.70	1.00	0.96	0.87	0.71
			Delta T	26	26	24	21	26	26	25	21	26	26	25	21	27	26	25	21	26	26	24	21	24	24	23	20
		1800	KW	4.00	4.09	4.22	4.36	4.32	4.41	4.56	4.71	4.60	4.70	4.86	5.02	4.84	4.95	5.12	5.30	5.05	5.17	5.35	5.53	5.24	5.36	5.54	5.73
			AMPS	12.9	13.2	13.6	14.1	13.9	14.3	14.7	15.3	15.1	15.5	16.0	16.6	16.2	16.6	17.1	17.8	17.2	17.6	18.2	18.9	18.2	18.7	19.3	20.0
	1575	HI PR	144	155	164	171	162	174	184	192	184	198	209	218	210	226	238	249	236	254	268	280	261	281	296	309	
		LO PR	56	60	66	70	60	64	69	74	62	66	72	77	65	69	76	81	68	73	79	84	71	75	82	87	

Shaded area is AHRI Rating Conditions IDB: Entering Indoor Dry Bulb Temperature kW= Total system power
 High and low pressures are measured at the liquid and suction service valves. A MPS=outdoor unit amps (comp.-fan)

COOLING PERFORMANCE DATA

GSH130484AC

EXPANDED PERFORMANCE DATA

COOLING OPERATION

MODEL: GSH130484A* / AR*486016B

IDB	Airflow	Outdoor Ambient Temperature																								
		75				85				95				105				115								
		59	63	67	71	59	63	67	71	59	63	67	71	59	63	67	71	59	63	67	71					
70	2025	MBh	54.4	56.4	61.8	-	53.1	55.1	60.3	-	51.9	53.7	58.9	-	50.6	52.4	57.5	-	48.1	49.8	54.6	-	44.5	46.1	50.6	-
		S/T	0.72	0.60	0.42	-	0.75	0.63	0.43	-	0.77	0.64	0.45	-	0.79	0.66	0.46	-	0.82	0.69	0.48	-	0.83	0.69	0.48	-
		Delta T	18	15	12	-	18	16	12	-	18	16	12	-	18	16	12	-	18	16	12	-	17	15	11	-
		KW	4.03	4.12	4.25	-	4.35	4.45	4.60	-	4.64	4.74	4.90	-	4.89	5.00	5.17	-	5.10	5.22	5.39	-	5.28	5.40	5.59	-
		AMPS	13.0	13.3	13.8	-	14.1	14.4	14.9	-	15.3	15.7	16.2	-	16.3	16.7	17.3	-	17.4	17.8	18.4	-	18.4	18.9	19.5	-
	1800	HI PR	146	157	166	-	164	176	186	-	186	200	211	-	212	228	241	-	238	257	271	-	263	283	299	-
		LO PR	57	61	66	-	60	64	70	-	63	67	73	-	66	70	76	-	69	73	80	-	71	76	83	-
		MBh	52.8	54.7	60.0	-	51.6	53.5	58.6	-	50.3	52.2	57.2	-	49.1	50.9	55.8	-	46.7	48.4	53.0	-	43.2	44.8	49.1	-
		S/T	0.69	0.58	0.40	-	0.72	0.60	0.41	-	0.73	0.61	0.42	-	0.76	0.63	0.44	-	0.79	0.66	0.45	-	0.79	0.66	0.46	-
		Delta T	19	16	12	-	19	16	12	-	19	16	12	-	19	16	12	-	19	16	12	-	17	15	11	-
1575	KW	4.00	4.09	4.22	-	4.32	4.41	4.56	-	4.60	4.70	4.86	-	4.84	4.96	5.12	-	5.06	5.17	5.35	-	5.24	5.36	5.54	-	
	AMPS	12.9	13.2	13.7	-	14.0	14.3	14.8	-	15.1	15.5	16.0	-	16.2	16.6	17.1	-	17.2	17.6	18.2	-	18.2	18.7	19.3	-	
	HI PR	144	155	164	-	162	174	184	-	184	198	209	-	210	226	238	-	236	254	268	-	261	281	296	-	
	LO PR	57	60	66	-	60	64	69	-	62	66	72	-	65	69	76	-	68	73	79	-	71	75	82	-	
	MBh	48.7	50.5	55.3	-	47.6	49.3	54.1	-	46.5	48.2	52.8	-	45.3	47.0	51.5	-	43.1	44.6	48.9	-	39.9	41.4	45.3	-	

IDB	Airflow	Outdoor Ambient Temperature																								
		75				85				95				105				115								
		59	63	67	71	59	63	67	71	59	63	67	71	59	63	67	71	59	63	67	71					
75	2025	MBh	55.31	56.94	61.64	66.15	54.02	55.62	60.20	64.61	52.73	54.30	58.77	63.08	51.45	52.97	57.34	61.54	48.88	50.32	54.47	58.46	45.27	46.61	50.46	54.15
		S/T	0.82	0.74	0.56	0.36	0.85	0.76	0.58	0.37	0.87	0.78	0.59	0.38	0.90	0.81	0.61	0.39	0.94	0.84	0.63	0.41	0.94	0.84	0.64	0.41
		Delta T	21	19	16	11	21	19	16	11	21	19	16	11	21	19	16	11	21	19	16	11	19	18	15	10
		KW	4.07	4.16	4.29	4.43	4.39	4.49	4.64	4.79	4.68	4.78	4.94	5.11	4.93	5.04	5.21	5.39	5.14	5.26	5.44	5.63	5.33	5.45	5.64	5.83
		AMPS	13.2	13.5	13.9	14.4	14.2	14.5	15.0	15.6	15.4	15.8	16.3	16.9	16.5	16.9	17.4	18.1	17.5	18.0	18.6	19.3	18.6	19.0	19.7	20.4
	1800	HI PR	147	159	167	175	165	178	188	196	188	202	214	223	214	230	243	254	241	259	274	285	266	286	302	315
		LO PR	58	61	67	71	61	65	71	75	63	67	74	78	67	71	77	82	70	74	81	86	72	77	84	89
		MBh	53.7	55.3	59.8	64.2	52.4	54.0	58.4	62.7	51.2	52.7	57.1	61.2	50.0	51.4	55.7	59.7	47.5	48.9	52.9	56.8	44.0	45.3	49.0	52.6
		S/T	0.78	0.70	0.53	0.34	0.81	0.73	0.55	0.35	0.83	0.75	0.56	0.36	0.86	0.77	0.58	0.37	0.89	0.80	0.60	0.39	0.90	0.81	0.61	0.39
		Delta T	22	20	16	11	22	20	16	11	22	20	16	11	22	20	17	11	22	20	16	11	20	19	15	11
1575	KW	4.03	4.12	4.26	4.40	4.35	4.45	4.60	4.75	4.64	4.74	4.90	5.07	4.89	5.00	5.17	5.35	5.10	5.22	5.39	5.58	5.28	5.40	5.59	5.78	
	AMPS	13.0	13.3	13.8	14.3	14.1	14.4	14.9	15.4	15.3	15.7	16.2	16.8	16.3	16.7	17.3	17.9	17.4	17.8	18.4	19.1	18.4	18.9	19.5	20.2	
	HI PR	146	157	166	173	164	176	186	194	186	200	211	221	212	228	241	251	238	257	271	283	263	284	299	312	
	LO PR	57	61	66	71	60	64	70	75	63	67	73	78	66	70	76	81	69	73	80	85	71	76	83	88	
	MBh	49.6	51.0	55.2	59.3	48.4	49.8	53.9	57.9	47.3	48.7	52.7	56.5	46.1	47.47	51.4	55.1	43.8	45.1	48.8	52.4	40.6	41.8	45.2	48.5	

Shaded area is ACCA (TVA) conditions

High and low pressures are measured at the liquid and suction service valves.

IDB: Entering Indoor Dry Bulb Temperature

KW= Total system power

AMPS= outdoor unit amps (comp. + fan)

COOLING PERFORMANCE DATA

GSH130484AC

EXPANDED PERFORMANCE DATA

COOLING OPERATION

MODEL: GSH130484A* / AR*F486016B

IDB*	Airflow	Outdoor Ambient Temperature																																			
		65						75						85						95						105						115					
		59	63	67	71	75	79	59	63	67	71	75	79	59	63	67	71	75	79	59	63	67	71	75	79	59	63	67	71	75	79						
80	2025	MBh	56.29	57.52	61.45	65.69	54.98	56.18	60.02	64.16	53.67	54.84	58.59	62.64	52.36	53.51	57.17	61.11	49.74	50.83	54.31	58.05	46.08	47.09	50.31	53.78											
		S/T	0.90	0.85	0.69	0.51	0.94	0.88	0.71	0.53	0.96	0.90	0.73	0.55	1.00	0.93	0.76	0.56	1.00	0.96	0.78	0.59	1.00	1.00	0.79	0.59											
	1800	Delta T	23	22	19	15	23	22	19	16	23	22	19	16	24	23	20	16	23	22	19	15	21	21	18	14											
		KW	4.10	4.19	4.33	4.47	4.43	4.53	4.68	4.83	4.72	4.82	4.98	5.16	4.97	5.08	5.26	5.44	5.19	5.31	5.49	5.68	5.38	5.50	5.69	5.89											
	1575	AMPS	13.3	13.6	14.0	14.5	14.3	14.7	15.2	15.7	15.6	15.9	16.5	17.1	16.6	17.0	17.6	18.3	17.7	18.1	18.7	19.4	18.8	19.2	19.9	20.6											
		HI PR	149	160	169	176	167	180	190	198	190	204	216	225	216	233	246	256	243	262	276	288	269	289	305	319											
	85	2025	LO PR	58	62	68	72	62	65	71	76	64	68	74	79	67	71	78	83	70	75	82	87	73	77	85	90										
			MBh	54.7	55.8	59.7	63.8	53.4	54.5	58.3	62.3	52.1	53.2	56.9	60.8	50.8	51.9	55.5	59.3	48.3	49.4	52.7	56.4	44.7	45.7	48.8	52.2										
		1800	S/T	0.86	0.81	0.66	0.49	0.89	0.84	0.68	0.51	0.91	0.86	0.70	0.52	0.94	0.89	0.72	0.54	0.98	0.92	0.75	0.56	0.99	0.93	0.75	0.56										
			Delta T	24	23	20	16	24	23	20	16	24	23	20	16	25	23	20	16	24	23	20	16	23	22	19	15										
1575		KW	4.07	4.16	4.29	4.43	4.39	4.49	4.64	4.79	4.68	4.78	4.94	5.11	4.93	5.04	5.21	5.39	5.14	5.26	5.44	5.63	5.33	5.45	5.64	5.84											
		AMPS	13.2	13.5	13.9	14.4	14.2	14.5	15.0	15.6	15.4	15.8	16.3	16.9	16.5	16.9	17.4	18.1	17.5	18.0	18.6	19.3	18.6	19.0	19.7	20.4											
85		HI PR	147	159	167	175	165	178	188	196	188	202	214	223	214	230	243	254	241	259	274	285	266	286	302	315											
		LO PR	58	61	67	71	61	65	71	75	63	67	74	78	67	71	77	82	70	74	81	86	72	77	84	89											
85		2025	MBh	50.4	51.5	55.1	58.9	49.3	50.3	53.8	57.5	48.1	49.1	52.5	56.1	46.9	47.9	51.2	54.8	44.6	45.6	48.7	52.0	41.3	42.2	45.1	48.2										
			S/T	0.83	0.78	0.63	0.47	0.86	0.81	0.66	0.49	0.88	0.83	0.67	0.50	0.91	0.85	0.69	0.52	0.94	0.89	0.72	0.54	0.95	0.89	0.73	0.54										
	1800	Delta T	24	23	20	16	25	24	21	16	25	24	21	16	25	24	21	17	25	24	20	16	23	22	19	15											
		KW	3.97	4.05	4.18	4.32	4.28	4.38	4.52	4.67	4.56	4.66	4.82	4.98	4.80	4.91	5.08	5.25	5.01	5.13	5.30	5.48	5.19	5.31	5.49	5.68											
	1575	AMPS	12.8	13.1	13.5	14.0	13.8	14.2	14.6	15.2	15.0	15.4	15.9	16.5	16.0	16.4	17.0	17.6	17.1	17.5	18.1	18.7	18.1	18.5	19.1	19.9											
		HI PR	143	154	162	169	160	173	182	190	182	196	207	216	208	223	236	246	234	251	266	277	258	278	293	306											
	85	2025	LO PR	56	60	65	69	59	63	69	73	61	65	71	76	65	69	75	80	68	72	79	84	70	74	81	87										
			MBh	57.27	58.38	61.15	65.23	55.94	57.02	59.72	63.72	54.61	55.67	58.30	62.20	53.28	54.31	56.88	60.68	50.61	51.59	54.04	57.65	46.88	47.79	50.05	53.40										
		1800	S/T	0.95	0.91	0.82	0.67	0.98	0.95	0.85	0.69	1.00	0.97	0.88	0.71	1.00	1.00	0.90	0.73	1.00	1.00	0.94	0.76	1.00	1.00	0.95	0.77										
			Delta T	25	24	23	20	25	24	23	20	25	25	23	20	24	25	23	20	23	23	23	20	21	22	21	19										
1575		KW	4.13	4.22	4.36	4.51	4.46	4.56	4.72	4.88	4.76	4.86	5.03	5.20	5.01	5.13	5.30	5.49	5.23	5.35	5.54	5.73	5.42	5.55	5.74	5.94											
		AMPS	13.4	13.7	14.2	14.7	14.5	14.8	15.3	15.9	15.7	16.1	16.6	17.2	16.8	17.2	17.8	18.4	17.9	18.3	18.9	19.6	18.9	19.4	20.0	20.8											
85		HI PR	150	162	171	178	169	181	192	200	192	206	218	227	218	235	248	259	246	264	279	291	271	292	309	322											
		LO PR	59	63	68	73	62	66	72	77	65	69	75	80	68	72	79	84	71	76	83	88	74	78	85	91											
85		2025	MBh	55.6	56.7	59.4	63.3	54.3	55.4	58.0	61.9	53.0	54.0	56.6	60.4	51.7	52.7	55.2	58.9	49.1	50.1	52.5	56.0	45.5	46.4	48.6	51.8										
			S/T	0.90	0.87	0.79	0.64	0.94	0.90	0.81	0.66	0.96	0.93	0.84	0.68	0.99	0.96	0.86	0.70	1.00	0.99	0.89	0.73	1.00	1.00	0.90	0.73										
	1800	Delta T	26	25	24	21	26	26	24	21	26	26	24	21	26	26	24	21	25	25	24	21	23	24	22	19											
		KW	4.10	4.19	4.33	4.47	4.43	4.53	4.68	4.83	4.72	4.82	4.98	5.16	4.97	5.08	5.26	5.44	5.19	5.31	5.49	5.68	5.38	5.50	5.69	5.89											
	1575	AMPS	13.3	13.6	14.0	14.5	14.3	14.7	15.2	15.7	15.6	15.9	16.5	17.1	16.6	17.0	17.6	18.3	17.7	18.1	18.7	19.4	18.8	19.2	19.9	20.6											
		HI PR	149	160	169	176	167	180	190	198	190	204	216	225	216	233	246	256	243	262	276	288	269	289	305	319											
	85	LO PR	58	62	68	72	62	65	71	76	64	68	74	79	67	71	78	83	70	75	82	87	73	77	85	90											
		MBh	51.3	52.3	54.8	58.5	50.1	51.1	53.5	57.1	48.9	49.9	52.2	55.7	47.7	48.7	51.0	54.4	45.4	46.2	48.4	51.7	42.0	42.8	44.9	47.9											
	85	2025	S/T	0.87	0.84	0.76	0.61	0.90	0.87	0.79	0.64	0.92	0.89	0.81	0.65	0.95	0.92	0.83	0.67	0.99	0.96	0.86	0.70	1.00	0.96	0.87	0.71										
			Delta T	26	26	24	21	26	26	25	21	26	26	25	21	27	26	25	21	26	26	24	21	24	24	23	20										
1800		KW	4.00	4.09	4.22	4.36	4.32	4.41	4.56	4.71	4.60	4.70	4.86	5.02	4.84	4.95	5.12	5.30	5.05	5.17	5.35	5.53	5.24	5.36	5.54	5.73											
		AMPS	12.9	13.2	13.6	14.1	13.9	14.3	14.7	15.3	15.1	15.5	16.0	16.6	16.2	16.6	17.1	17.8	17.2	17.6	18.2	18.9	18.2	18.7	19.3	20.0											
1575		HI PR	144	155	164	171	162	174	184	192	184	198	209	218	210	226	238	249	236	254	268	280	261	281	296	309											
		LO PR	56	60	66	70	60	64	69	74	62	66	72	77	65	69	76	81	68	73	79	84	71	75	82	87											

Shaded area is AHRI Rating Conditions
 High and low pressures are measured at the liquid and suction service valves.
 IDB: Entering Indoor Dry Bulb Temperature
 KW= Total system power
 AHP=S=outdoor unit amps (comp.-fan)

COOLING PERFORMANCE DATA

GSH130484AD

EXPANDED PERFORMANCE DATA

COOLING OPERATION

MODEL: GSH130484A* / AR*F486016B*

		Outdoor Ambient Temperature																															
		65				75				85				95				105				115											
IDB	Airflow	59	63	67	71	59	63	67	71	59	63	67	71	59	63	67	71	59	63	67	71	59	63	67	71	59	63	67	71				
70	MBh	43.5	45.1	49.4	-	42.5	44.1	48.3	-	41.5	43.0	47.1	-	40.5	42.0	46.0	-	38.5	39.9	43.7	-	35.6	36.9	40.5	-	-	-	-	-	-	-	-	-
	S/T	0.69	0.57	0.40	-	0.71	0.60	0.41	-	0.73	0.61	0.42	-	0.75	0.63	0.44	-	0.78	0.65	0.45	-	0.79	0.66	0.46	-	-	-	-	-	-	-	-	-
	Delta T	20	17	13	-	20	17	13	-	20	17	13	-	20	17	13	-	20	17	13	-	18	16	12	-	-	-	-	-	-	-	-	-
	KW	2.63	2.70	2.80	-	2.87	2.95	3.06	-	3.09	3.16	3.28	-	3.27	3.36	3.48	-	3.43	3.52	3.65	-	3.57	3.66	3.80	-	-	-	-	-	-	-	-	-
	AMPS	7.3	7.4	7.7	-	7.8	8.0	8.2	-	8.4	8.6	8.8	-	8.9	9.1	9.4	-	9.4	9.6	9.9	-	9.9	10.2	10.5	-	-	-	-	-	-	-	-	-
	HIPR	116	125	132	-	130	140	148	-	148	159	168	-	168	181	191	-	190	204	215	-	209	225	238	-	-	-	-	-	-	-	-	-
	LOPR	59	63	68	-	62	66	72	-	65	69	75	-	68	72	79	-	71	76	82	-	73	78	85	-	-	-	-	-	-	-	-	-
	MBh	47.2	48.9	53.5	-	46.1	47.7	52.3	-	45.0	46.6	51.1	-	43.9	45.5	49.8	-	41.7	43.2	47.3	-	38.6	40.0	43.8	-	-	-	-	-	-	-	-	-
	S/T	0.71	0.60	0.41	-	0.74	0.62	0.43	-	0.76	0.63	0.44	-	0.78	0.65	0.45	-	0.81	0.68	0.47	-	0.82	0.68	0.47	-	-	-	-	-	-	-	-	-
	Delta T	19	17	13	-	20	17	13	-	20	17	13	-	20	17	13	-	19	16	12	-	18	16	12	-	-	-	-	-	-	-	-	-
	KW	2.71	2.78	2.88	-	2.96	3.03	3.15	-	3.18	3.26	3.38	-	3.37	3.46	3.59	-	3.54	3.63	3.76	-	3.68	3.77	3.92	-	-	-	-	-	-	-	-	-
	AMPS	7.5	7.6	7.8	-	8.0	8.2	8.4	-	8.6	8.8	9.1	-	9.1	9.4	9.6	-	9.7	9.9	10.2	-	10.2	10.4	10.8	-	-	-	-	-	-	-	-	-
HIPR	119	129	136	-	134	144	152	-	152	164	173	-	174	187	197	-	195	210	222	-	216	232	245	-	-	-	-	-	-	-	-	-	
LOPR	61	64	70	-	64	68	74	-	67	71	77	-	70	74	81	-	73	78	85	-	76	81	88	-	-	-	-	-	-	-	-	-	
MBh	48.6	50.3	55.2	-	47.4	49.2	53.9	-	46.3	48.0	52.6	-	45.2	46.8	51.3	-	42.9	44.5	48.7	-	39.8	41.2	45.1	-	-	-	-	-	-	-	-	-	
S/T	0.75	0.62	0.43	-	0.78	0.65	0.45	-	0.80	0.66	0.46	-	0.82	0.69	0.47	-	0.85	0.71	0.49	-	0.86	0.72	0.50	-	-	-	-	-	-	-	-	-	
Delta T	19	16	12	-	19	16	12	-	19	16	12	-	19	16	12	-	19	16	12	-	17	15	11	-	-	-	-	-	-	-	-	-	
KW	2.73	2.80	2.91	-	2.99	3.06	3.18	-	3.21	3.29	3.41	-	3.40	3.49	3.62	-	3.57	3.66	3.80	-	3.71	3.81	3.95	-	-	-	-	-	-	-	-	-	
AMPS	7.5	7.7	7.9	-	8.1	8.2	8.5	-	8.7	8.9	9.1	-	9.2	9.4	9.7	-	9.8	10.0	10.3	-	10.3	10.5	10.9	-	-	-	-	-	-	-	-	-	
HIPR	121	130	137	-	135	146	154	-	154	166	175	-	175	189	199	-	197	212	224	-	218	235	248	-	-	-	-	-	-	-	-	-	
LOPR	61	65	71	-	65	69	75	-	67	71	78	-	71	75	82	-	74	79	86	-	76	81	89	-	-	-	-	-	-	-	-	-	
75	MBh	44.3	45.6	49.3	52.9	43.2	44.5	48.2	51.7	42.2	43.4	47.0	50.5	41.2	42.4	45.9	49.2	39.1	40.3	43.6	46.8	36.2	37.3	40.4	43.3	-	-	-	-	-	-	-	-
	S/T	0.78	0.70	0.53	0.34	0.81	0.73	0.55	0.35	0.83	0.74	0.56	0.36	0.86	0.77	0.58	0.37	0.89	0.80	0.60	0.39	0.90	0.80	0.61	0.39	-	-	-	-	-	-	-	-
	Delta T	23	21	17	12	23	21	17	12	23	21	17	12	23	21	18	12	23	21	17	12	21	20	16	11	-	-	-	-	-	-	-	-
	KW	2.66	2.72	2.83	2.93	2.90	2.97	3.09	3.20	3.12	3.19	3.32	3.44	3.31	3.39	3.52	3.65	3.47	3.56	3.69	3.83	3.61	3.70	3.84	3.99	-	-	-	-	-	-	-	-
	AMPS	7.4	7.5	7.7	8.0	7.9	8.0	8.3	8.6	8.5	8.7	8.9	9.2	9.0	9.2	9.5	9.8	9.5	9.7	10.0	10.4	10.0	10.3	10.6	10.9	-	-	-	-	-	-	-	-
	HIPR	117	126	133	139	131	141	149	156	149	161	170	177	170	183	193	202	191	206	218	227	212	228	240	251	-	-	-	-	-	-	-	-
	LOPR	59	63	69	73	63	67	73	78	65	69	76	81	68	73	80	85	72	76	83	89	74	79	86	92	-	-	-	-	-	-	-	-
	MBh	48.0	49.4	53.4	57.4	46.8	48.2	52.2	56.0	45.7	47.1	51.0	54.7	44.6	45.9	49.7	53.4	42.4	43.6	47.2	50.7	39.3	40.4	43.7	47.0	-	-	-	-	-	-	-	-
	S/T	0.81	0.73	0.55	0.35	0.84	0.75	0.57	0.37	0.86	0.77	0.58	0.38	0.89	0.80	0.60	0.39	0.92	0.83	0.63	0.40	0.93	0.83	0.63	0.41	-	-	-	-	-	-	-	-
	Delta T	22	21	17	12	23	21	17	12	23	21	17	12	23	21	17	12	22	21	17	12	21	19	16	11	-	-	-	-	-	-	-	-
	KW	2.73	2.80	2.91	3.02	2.99	3.06	3.18	3.30	3.21	3.29	3.41	3.54	3.40	3.49	3.62	3.76	3.57	3.66	3.80	3.95	3.71	3.81	3.95	4.11	-	-	-	-	-	-	-	-
	AMPS	7.5	7.7	7.9	8.2	8.1	8.2	8.5	8.8	8.7	8.9	9.1	9.5	9.2	9.4	9.7	10.1	9.8	10.0	10.3	10.6	10.3	10.5	10.9	11.2	-	-	-	-	-	-	-	-
HIPR	121	130	137	143	135	146	154	161	154	166	175	183	175	189	199	208	197	212	224	234	218	235	248	258	-	-	-	-	-	-	-	-	
LOPR	61	65	71	76	65	69	75	80	67	71	78	83	71	75	82	87	74	79	86	91	77	81	89	95	-	-	-	-	-	-	-	-	
MBh	49.4	50.9	55.0	59.1	48.2	49.7	53.8	57.7	47.1	48.5	52.5	56.3	45.9	47.30	51.2	55.0	43.6	44.9	48.6	52.2	40.4	41.6	45.1	48.4	-	-	-	-	-	-	-	-	
S/T	0.85	0.76	0.58	0.37	0.88	0.79	0.60	0.38	0.90	0.81	0.61	0.39	0.93	0.83	0.63	0.41	0.97	0.87	0.66	0.42	0.98	0.87	0.66	0.43	-	-	-	-	-	-	-	-	
Delta T	21	20	16	11	22	20	16	11	22	20	16	11	22	20	17	11	22	20	16	11	20	19	15	11	-	-	-	-	-	-	-	-	
KW	2.76	2.83	2.94	3.05	3.01	3.09	3.21	3.33	3.24	3.32	3.45	3.58	3.44	3.52	3.66	3.80	3.60	3.70	3.84	3.98	3.75	3.85	3.99	4.15	-	-	-	-	-	-	-	-	
AMPS	7.6	7.8	8.0	8.2	8.1	8.3	8.6	8.8	8.8	9.0	9.2	9.5	9.3	9.5	9.8	10.1	9.8	10.1	10.4	10.7	10.4	10.6	10.9	11.3	-	-	-	-	-	-	-	-	
HIPR	122	131	139	145	137	147	155	162	156	167	177	184	177	191	201	210	199	215	227	236	220	237	250	261	-	-	-	-	-	-	-	-	
LOPR	62	66	72	76	65	69	76	81	68	72	79	84	71	76	83	88	75	79	87	92	77	82	90	96	-	-	-	-	-	-	-	-	

Shaded area is ACCA (TVA) conditions
 High and low pressures are measured at the liquid and suction service valves.
 IDB: Entering Indoor Dry Bulb Temperature
 KW= Total system power
 AMP S= outdoor unit amps (comp. + fan)

COOLING PERFORMANCE DATA

GSH130484AD

EXPANDED PERFORMANCE DATA

COOLING OPERATION

MODEL: GSH130484A* / AR*F486016B*

IDB*	Airflow	Outdoor Ambient Temperature																													
		65					75					85					95					105					115				
		59	63	67	71	75	59	63	67	71	75	59	63	67	71	75	59	63	67	71	75	59	63	67	71	75	59	63	67	71	75
80	1400	MBh	45.0	46.0	49.2	52.6	44.0	45.0	48.0	51.3	43.0	43.9	46.9	50.1	41.9	42.8	45.7	48.9	39.8	40.7	43.5	46.5	36.9	37.7	40.3	43.0					
		S/T	0.86	0.80	0.65	0.49	0.89	0.83	0.68	0.51	0.91	0.86	0.70	0.52	0.94	0.88	0.72	0.54	0.98	0.92	0.75	0.56	0.98	0.92	0.75	0.56					
		Delta T	25	24	21	17	26	25	21	17	26	25	21	17	26	25	22	17	26	24	21	17	24	24	23	20	16				
		KW	2.68	2.75	2.85	2.96	2.93	3.00	3.12	3.23	3.15	3.23	3.35	3.48	3.34	3.42	3.55	3.69	3.50	3.59	3.73	3.87	3.64	3.73	3.88	4.03					
		AMPS	7.4	7.6	7.8	8.0	7.9	8.1	8.3	8.6	8.5	8.7	9.0	9.3	9.1	9.3	9.6	9.9	9.6	9.8	10.1	10.5	10.1	10.3	10.7	11.0					
	1600	HIPR	118	127	134	140	133	143	151	157	151	162	172	179	172	185	195	204	193	208	220	229	214	230	243	253					
		LOPR	60	64	70	74	63	67	74	78	66	70	76	81	69	74	80	86	72	77	84	90	75	80	87	93					
		MBh	48.8	49.9	53.3	57.0	47.7	48.7	52.0	55.6	46.5	47.5	50.8	54.3	45.4	46.4	49.6	53.0	43.1	44.1	47.1	50.3	40.0	40.8	43.6	46.6					
		S/T	0.89	0.83	0.68	0.51	0.92	0.86	0.70	0.53	0.95	0.89	0.72	0.54	0.98	0.92	0.75	0.56	1.00	0.95	0.77	0.58	1.00	0.96	0.78	0.58					
		Delta T	25	24	21	17	25	24	21	17	25	24	21	17	25	24	21	17	25	24	21	17	23	22	20	16					
1800	KW	2.76	2.83	2.94	3.05	3.01	3.09	3.21	3.33	3.24	3.32	3.45	3.58	3.44	3.52	3.66	3.80	3.60	3.70	3.84	3.99	3.75	3.85	3.99	4.15						
	AMPS	7.6	7.8	8.0	8.2	8.1	8.3	8.6	8.8	8.8	9.0	9.2	9.5	9.3	9.5	9.8	10.1	9.8	10.1	10.4	10.7	10.4	10.6	10.9	11.3						
	HIPR	122	131	139	145	137	147	155	162	156	167	177	184	177	191	201	210	199	215	227	236	220	237	250	261						
	LOPR	62	66	72	76	65	69	76	81	68	72	79	84	71	76	83	88	75	79	87	92	77	82	90	96						
	MBh	50.3	51.4	54.9	58.7	49.1	50.2	53.6	57.3	47.9	49.0	52.3	55.9	46.8	47.8	51.0	54.6	44.4	45.4	48.5	51.8	41.1	42.0	44.9	48.0						

IDB*	Airflow	Outdoor Ambient Temperature																													
		65					75					85					95					105					115				
		59	63	67	71	75	59	63	67	71	75	59	63	67	71	75	59	63	67	71	75	59	63	67	71	75	59	63	67	71	75
85	1400	MBh	45.8	46.7	48.9	52.2	44.8	45.6	47.8	51.0	43.7	44.5	46.7	49.8	42.6	43.5	45.5	48.6	40.5	41.3	43.2	46.1	37.5	38.2	40.1	42.7					
		S/T	0.90	0.87	0.78	0.64	0.93	0.90	0.81	0.66	0.96	0.92	0.83	0.68	0.99	0.95	0.86	0.70	1.00	0.99	0.89	0.72	1.00	1.00	0.90	0.73					
		Delta T	27	27	25	22	27	27	25	22	27	27	26	22	28	27	26	22	28	27	25	22	25	25	24	20					
		KW	2.71	2.78	2.88	2.99	2.96	3.03	3.15	3.27	3.18	3.26	3.38	3.51	3.37	3.46	3.59	3.72	3.53	3.62	3.76	3.91	3.68	3.77	3.91	4.06					
		AMPS	7.5	7.6	7.8	8.1	8.0	8.2	8.4	8.7	8.6	8.8	9.1	9.4	9.1	9.3	9.6	10.0	9.7	9.9	10.2	10.6	10.2	10.4	10.8	11.1					
	1600	HIPR	119	129	136	142	134	144	152	159	152	164	173	181	174	187	197	206	195	210	222	232	216	232	245	256					
		LOPR	61	64	70	75	64	68	74	79	66	71	77	82	70	74	81	86	73	78	85	91	76	81	88	94					
		MBh	49.7	50.6	53.0	56.6	48.5	49.4	51.8	55.2	47.3	48.3	50.5	53.9	46.2	47.1	49.3	52.6	43.9	44.7	46.8	50.0	40.6	41.4	43.4	46.3					
		S/T	0.93	0.90	0.81	0.66	0.97	0.93	0.84	0.68	0.99	0.96	0.86	0.70	1.00	0.99	0.89	0.72	1.00	1.00	0.92	0.75	1.00	1.00	0.93	0.76					
		Delta T	27	26	25	21	27	26	25	22	27	27	25	22	27	27	25	22	27	25	26	25	22	23	24	23	20				
1800	KW	2.79	2.86	2.96	3.08	3.04	3.12	3.24	3.36	3.27	3.35	3.48	3.61	3.47	3.56	3.69	3.84	3.64	3.73	3.87	4.02	3.79	3.88	4.03	4.19						
	AMPS	7.7	7.8	8.0	8.3	8.2	8.4	8.6	8.9	8.8	9.0	9.3	9.6	9.4	9.6	9.9	10.2	9.9	10.2	10.5	10.8	10.5	10.7	11.0	11.4						
	HIPR	123	133	140	146	138	149	157	164	157	169	179	186	179	193	203	212	201	217	229	239	223	239	253	264						
	LOPR	62	66	73	77	66	70	77	82	69	73	80	85	72	77	84	89	75	80	88	93	78	83	91	97						
	MBh	51.1	52.1	54.6	58.3	50.0	50.9	53.3	56.9	48.8	49.7	52.1	55.5	47.6	48.5	50.8	54.2	45.2	46.1	48.3	51.5	41.9	42.7	44.7	47.7						

Shaded area is AHRI Rating Conditions
 High and low pressures are measured at the liquid and suction service valves.
 IDB: Entering Indoor Dry Bulb Temperature
 KW= Total system power
 AMPS= outdoor unit amps (comp.+fan)

COOLING PERFORMANCE DATA

GSH130604AC

EXPANDED PERFORMANCE DATA

COOLING OPERATION

MODEL: GSH130604A* / AR*F486016B*

IDB	Airflow	Outdoor Ambient Temperature																							
		75				85				95				105				115							
		59	63	67	71	59	63	67	71	59	63	67	71	59	63	67	71	59	63	67	71				
70	MBh	52.3	54.2	59.4	-	51.1	52.9	58.0	-	49.8	51.7	56.6	-	48.6	50.4	55.2	-	46.2	47.9	52.5	-	42.8	44.4	48.6	-
	S/T	0.70	0.58	0.40	-	0.72	0.60	0.42	-	0.74	0.62	0.43	-	0.77	0.64	0.44	-	0.79	0.66	0.46	-	0.80	0.67	0.46	-
	Delta T	19	16	12	-	19	16	12	-	19	16	12	-	19	16	12	-	19	16	12	-	18	15	12	-
	KW	3.84	3.92	4.03	-	4.12	4.20	4.33	-	4.36	4.45	4.58	-	4.57	4.67	4.81	-	4.75	4.85	5.01	-	4.91	5.01	5.17	-
	AMPS	8.1	8.2	8.5	-	8.6	8.8	9.0	-	9.2	9.4	9.7	-	9.8	10.0	10.2	-	10.3	10.5	10.8	-	10.8	11.0	11.3	-
	HI PR	146	157	166	-	164	176	186	-	186	200	211	-	212	228	241	-	238	257	271	-	263	284	299	-
LO PR	59	63	68	-	62	66	72	-	65	69	75	-	68	72	79	-	71	76	83	-	74	78	85	-	
1883	MBh	52.8	54.7	60.0	-	51.6	53.5	58.6	-	50.3	52.2	57.2	-	49.1	50.9	55.8	-	46.7	48.4	53.0	-	43.2	44.8	49.1	-
	S/T	0.71	0.59	0.41	-	0.73	0.61	0.42	-	0.75	0.63	0.43	-	0.77	0.65	0.45	-	0.80	0.67	0.46	-	0.81	0.68	0.47	-
	Delta T	18	16	12	-	18	16	12	-	18	16	12	-	19	16	12	-	18	16	12	-	17	15	11	-
	KW	3.88	3.96	4.07	-	4.16	4.24	4.37	-	4.40	4.49	4.63	-	4.62	4.72	4.86	-	4.80	4.90	5.06	-	4.96	5.07	5.23	-
	AMPS	8.2	8.3	8.5	-	8.7	8.9	9.1	-	9.3	9.5	9.8	-	9.8	10.1	10.3	-	10.4	10.6	10.9	-	10.9	11.1	11.5	-
	HI PR	148	159	168	-	166	178	188	-	189	203	214	-	215	231	244	-	242	260	275	-	267	287	303	-
LO PR	60	63	69	-	63	67	73	-	65	70	76	-	69	73	80	-	72	77	84	-	75	79	87	-	
1900	MBh	52.8	54.7	60.0	-	51.6	53.5	58.6	-	50.3	52.2	57.2	-	49.1	50.9	55.8	-	46.7	48.4	53.0	-	43.2	44.8	49.1	-
	S/T	0.71	0.59	0.41	-	0.73	0.61	0.42	-	0.75	0.63	0.43	-	0.77	0.65	0.45	-	0.80	0.67	0.46	-	0.81	0.68	0.47	-
	Delta T	18	16	12	-	18	16	12	-	18	16	12	-	18	16	12	-	18	16	12	-	17	15	11	-
	KW	3.88	3.96	4.07	-	4.16	4.24	4.37	-	4.40	4.49	4.63	-	4.62	4.72	4.86	-	4.80	4.90	5.06	-	4.96	5.07	5.23	-
	AMPS	8.2	8.3	8.5	-	8.7	8.9	9.1	-	9.3	9.5	9.8	-	9.8	10.1	10.3	-	10.4	10.6	10.9	-	10.9	11.1	11.5	-
	HI PR	148	159	168	-	166	178	188	-	189	203	214	-	215	231	244	-	242	260	275	-	267	287	303	-
LO PR	60	63	69	-	63	67	73	-	65	70	76	-	69	73	80	-	72	77	84	-	75	79	87	-	

IDB	Airflow	Outdoor Ambient Temperature																							
		75				85				95				105				115							
		59	63	67	71	59	63	67	71	59	63	67	71	59	63	67	71	59	63	67	71				
75	MBh	53.16	54.73	59.24	63.58	51.92	53.46	57.87	62.10	50.69	52.19	56.49	60.63	49.45	50.91	55.11	59.15	46.98	48.37	52.35	56.19	43.52	44.80	48.50	52.05
	S/T	0.79	0.71	0.54	0.35	0.82	0.74	0.56	0.36	0.84	0.75	0.57	0.37	0.87	0.78	0.59	0.38	0.90	0.81	0.61	0.39	0.91	0.81	0.61	0.40
	Delta T	22	20	16	11	22	20	16	11	22	20	16	11	22	20	17	11	22	20	16	11	20	19	15	11
	KW	3.87	3.95	4.06	4.19	4.15	4.23	4.36	4.49	4.39	4.48	4.62	4.76	4.61	4.70	4.85	5.00	4.79	4.89	5.05	5.21	4.95	5.06	5.21	5.38
	AMPS	8.2	8.3	8.5	8.8	8.7	8.9	9.1	9.4	9.3	9.5	9.7	10.1	9.8	10.0	10.3	10.6	10.4	10.6	10.9	11.2	10.9	11.1	11.4	11.8
	HI PR	147	159	167	175	165	178	188	196	188	202	214	223	214	230	243	254	241	259	274	285	266	286	302	315
LO PR	59	63	69	74	63	67	73	78	65	69	76	81	69	73	80	85	72	76	83	89	74	79	86	92	
1883	MBh	53.7	55.3	59.8	64.2	52.4	54.0	58.4	62.7	51.2	52.7	57.1	61.2	50.0	51.4	55.7	59.7	47.5	48.9	52.9	56.8	44.0	45.3	49.0	52.6
	S/T	0.80	0.72	0.54	0.35	0.83	0.74	0.56	0.36	0.85	0.76	0.58	0.37	0.88	0.79	0.60	0.38	0.91	0.82	0.62	0.40	0.92	0.82	0.62	0.40
	Delta T	21	19	16	11	21	20	16	11	21	20	16	11	21	20	16	11	21	19	16	11	20	18	15	10
	KW	3.91	3.99	4.10	4.23	4.19	4.27	4.40	4.54	4.44	4.53	4.67	4.81	4.66	4.75	4.90	5.06	4.84	4.94	5.10	5.26	5.00	5.11	5.27	5.44
	AMPS	8.2	8.4	8.6	8.9	8.8	8.9	9.2	9.5	9.4	9.6	9.8	10.2	9.9	10.1	10.4	10.8	10.5	10.7	11.0	11.3	11.0	11.2	11.6	11.9
	HI PR	149	161	170	177	167	180	190	198	190	205	216	226	217	233	247	257	244	263	277	289	270	290	306	320
LO PR	60	64	70	75	64	68	74	79	66	70	77	82	69	74	81	86	73	77	85	90	75	80	87	93	
1900	MBh	53.7	55.3	59.8	64.2	52.4	54.0	58.4	62.7	51.2	52.7	57.1	61.2	50.0	51.4	55.7	59.7	47.5	48.9	52.9	56.8	44.0	45.3	49.0	52.6
	S/T	0.80	0.72	0.54	0.35	0.83	0.74	0.56	0.36	0.85	0.76	0.58	0.37	0.88	0.79	0.60	0.38	0.91	0.82	0.62	0.40	0.92	0.82	0.62	0.40
	Delta T	21	19	16	11	21	19	16	11	21	19	16	11	21	20	16	11	21	19	16	11	20	18	15	10
	KW	3.91	3.99	4.10	4.23	4.19	4.27	4.40	4.54	4.44	4.53	4.67	4.81	4.66	4.75	4.90	5.06	4.84	4.94	5.10	5.26	5.00	5.11	5.27	5.44
	AMPS	8.2	8.4	8.6	8.9	8.8	8.9	9.2	9.5	9.4	9.6	9.8	10.2	9.9	10.1	10.4	10.8	10.5	10.7	11.0	11.3	11.0	11.2	11.6	11.9
	HI PR	149	161	170	177	167	180	190	198	190	205	216	226	217	233	247	257	244	263	277	289	270	290	306	320
LO PR	60	64	70	75	64	68	74	79	66	70	77	82	69	74	81	86	73	77	85	90	75	80	87	93	

Shaded area is ACCA (TVA) conditions

IDB: Entering Indoor Dry Bulb Temperature

KW= Total system power

AMPS= outdoor unit amps (comp. + fan)

High and low pressures are measured at the liquid and suction service valves.

COOLING PERFORMANCE DATA

GSH130604AC

EXPANDED PERFORMANCE DATA

COOLING OPERATION

MODEL: GSH130604A* / AR*F486016B*

IDB*	Airflow	Outdoor Ambient Temperature																							
		65				75				85				95				105				115			
		59	63	67	71	59	63	67	71	59	63	67	71	59	63	67	71	59	63	67	71	59	63	67	71
80	MBh	54.10	55.29	59.07	63.14	52.85	54.00	57.69	61.67	51.59	52.71	56.32	60.20	50.33	51.43	54.95	58.74	47.81	48.86	52.20	55.80	44.29	45.26	48.35	51.69
	S/T	0.87	0.82	0.66	0.50	0.90	0.85	0.69	0.51	0.92	0.87	0.71	0.53	0.95	0.90	0.73	0.54	0.99	0.93	0.76	0.57	1.00	0.94	0.76	0.57
	Delta T	24	23	20	16	24	23	20	16	24	23	20	16	25	24	20	16	24	23	20	16	23	22	19	15
	KW	3.90	3.98	4.09	4.22	4.18	4.26	4.39	4.53	4.43	4.52	4.66	4.80	4.64	4.74	4.89	5.04	4.83	4.93	5.09	5.25	4.99	5.10	5.26	5.43
	AMPS	8.2	8.4	8.6	8.9	8.7	8.9	9.2	9.4	9.4	9.6	9.8	10.1	9.9	10.1	10.4	10.7	10.4	10.7	11.0	11.3	11.0	11.2	11.5	11.9
	Hi PR	149	160	169	176	167	180	190	198	190	204	216	225	216	233	246	256	243	262	276	288	269	289	305	319
	LO PR	60	64	70	74	63	67	74	78	66	70	77	82	69	74	80	86	73	77	84	90	75	80	87	93
	MBh	54.7	55.8	59.7	63.8	53.4	54.5	58.3	62.3	52.1	53.2	56.9	60.8	50.8	51.9	55.5	59.3	48.3	49.4	52.7	56.4	44.7	45.7	48.8	52.2
	S/T	0.88	0.82	0.67	0.50	0.91	0.85	0.70	0.52	0.93	0.88	0.71	0.53	0.96	0.90	0.74	0.55	1.00	0.94	0.76	0.57	1.00	0.95	0.77	0.58
	Delta T	23	22	20	16	24	23	20	16	24	23	20	16	24	23	20	16	24	23	20	16	22	21	18	15
KW	3.94	4.02	4.13	4.26	4.22	4.31	4.44	4.57	4.47	4.56	4.70	4.85	4.69	4.79	4.94	5.10	4.88	4.98	5.14	5.31	5.04	5.15	5.31	5.49	
AMPS	8.3	8.5	8.7	8.9	8.8	9.0	9.3	9.5	9.5	9.7	9.9	10.2	10.0	10.2	10.5	10.8	10.5	10.8	11.1	11.4	11.1	11.3	11.6	12.0	
Hi PR	151	162	171	179	169	182	192	200	192	207	219	228	219	236	249	260	247	265	280	292	272	293	310	323	
LO PR	61	65	71	75	64	68	75	80	67	71	78	83	70	75	82	87	74	78	85	91	76	81	88	94	
MBh	54.7	55.8	59.7	63.8	53.4	54.5	58.3	62.3	52.1	53.2	56.9	60.8	50.8	51.9	55.5	59.3	48.3	49.4	52.7	56.4	44.7	45.7	48.8	52.2	
S/T	0.88	0.82	0.67	0.50	0.91	0.85	0.70	0.52	0.93	0.88	0.71	0.53	0.96	0.90	0.74	0.55	1.00	0.94	0.76	0.57	1.00	0.95	0.77	0.58	
Delta T	23	22	19	15	24	23	20	16	24	23	20	16	24	23	20	16	23	22	19	16	22	21	18	15	
KW	3.94	4.02	4.13	4.26	4.22	4.31	4.44	4.57	4.47	4.56	4.70	4.85	4.69	4.79	4.94	5.10	4.88	4.98	5.14	5.31	5.04	5.15	5.31	5.49	
AMPS	8.3	8.5	8.7	8.9	8.8	9.0	9.3	9.5	9.5	9.7	9.9	10.2	10.0	10.2	10.5	10.8	10.5	10.8	11.1	11.4	11.1	11.3	11.6	12.0	
Hi PR	151	162	171	179	169	182	192	200	192	207	219	228	219	236	249	260	247	265	280	292	272	293	310	323	
LO PR	61	65	71	75	64	68	75	80	67	71	78	83	70	75	82	87	74	78	85	91	76	81	88	94	

IDB*	Airflow	Outdoor Ambient Temperature																							
		65				75				85				95				105				115			
		59	63	67	71	59	63	67	71	59	63	67	71	59	63	67	71	59	63	67	71	59	63	67	71
85	MBh	55.05	56.11	58.77	62.70	53.77	54.81	57.40	61.24	52.49	53.50	56.04	59.78	51.21	52.20	54.67	58.33	48.65	49.59	51.94	55.41	45.06	45.94	48.11	51.33
	S/T	0.91	0.88	0.79	0.64	0.95	0.91	0.82	0.67	0.97	0.94	0.84	0.68	1.00	0.97	0.87	0.71	1.00	1.00	0.90	0.73	1.00	1.00	0.91	0.74
	Delta T	26	25	24	21	26	26	24	21	26	26	24	21	26	26	24	21	25	25	24	21	23	23	22	19
	KW	3.93	4.01	4.12	4.25	4.21	4.30	4.43	4.56	4.46	4.55	4.69	4.84	4.68	4.78	4.93	5.08	4.87	4.97	5.13	5.29	5.03	5.14	5.30	5.47
	AMPS	8.3	8.4	8.7	8.9	8.8	9.0	9.2	9.5	9.4	9.6	9.9	10.2	10.0	10.2	10.5	10.8	10.5	10.7	11.0	11.4	11.1	11.3	11.6	12.0
	Hi PR	150	162	171	178	169	181	192	200	192	206	218	227	218	235	248	259	246	264	279	291	272	292	309	322
	LO PR	61	65	70	75	64	68	74	79	67	71	77	82	70	74	81	87	73	78	85	91	76	81	88	94
	MBh	55.6	56.7	59.4	63.3	54.3	55.4	58.0	61.9	53.0	54.0	56.6	60.4	51.7	52.7	55.2	58.9	49.1	50.1	52.5	56.0	45.5	46.4	48.6	51.8
	S/T	0.92	0.89	0.80	0.65	0.95	0.92	0.83	0.67	0.98	0.94	0.85	0.69	1.00	0.98	0.88	0.71	1.00	1.00	0.91	0.74	1.00	1.00	0.92	0.75
	Delta T	25	25	23	20	25	25	24	20	25	25	24	20	25	25	24	21	24	24	23	20	22	22	22	19
KW	3.97	4.05	4.17	4.29	4.25	4.34	4.47	4.61	4.51	4.60	4.74	4.89	4.73	4.83	4.98	5.14	4.92	5.02	5.18	5.35	5.08	5.19	5.36	5.53	
AMPS	8.4	8.5	8.7	9.0	8.9	9.1	9.3	9.6	9.5	9.7	10.0	10.3	10.1	10.3	10.6	10.9	10.6	10.9	11.2	11.5	11.2	11.4	11.7	12.1	
Hi PR	152	164	173	180	171	184	194	202	194	209	221	230	221	238	251	262	249	268	283	295	275	296	313	326	
LO PR	61	65	71	76	65	69	75	80	67	72	78	83	71	75	82	88	74	79	86	92	77	82	89	95	
MBh	55.6	56.7	59.4	63.3	54.3	55.4	58.0	61.9	53.0	54.0	56.6	60.4	51.7	52.7	55.2	58.9	49.1	50.1	52.5	56.0	45.5	46.4	48.6	51.8	
S/T	0.92	0.89	0.80	0.65	0.95	0.92	0.83	0.67	0.98	0.94	0.85	0.69	1.00	0.98	0.88	0.71	1.00	1.00	0.91	0.74	1.00	1.00	0.92	0.75	
Delta T	25	24	23	20	25	25	23	20	25	25	23	20	25	25	24	20	24	24	23	20	22	22	22	19	
KW	3.97	4.05	4.17	4.29	4.25	4.34	4.47	4.61	4.51	4.60	4.74	4.89	4.73	4.83	4.98	5.14	4.92	5.02	5.18	5.35	5.08	5.19	5.36	5.53	
AMPS	8.4	8.5	8.7	9.0	8.9	9.1	9.3	9.6	9.5	9.7	10.0	10.3	10.1	10.3	10.6	10.9	10.6	10.9	11.2	11.5	11.2	11.4	11.7	12.1	
Hi PR	152	164	173	180	171	184	194	202	194	209	221	230	221	238	251	262	249	268	283	295	275	296	313	326	
LO PR	61	65	71	76	65	69	75	80	67	72	78	83	71	75	82	88	74	79	86	92	77	82	89	95	

Shaded area is AHRI Rating Conditions
 High and low pressures are measured at the liquid and suction service valves.
 IDB: Entering Indoor Dry Bulb Temperature
 KW= Total system power
 AHP= outdoor unit amps (comp.-fan)

COOLING PERFORMANCE DATA

GSH130483B*

EXPANDED PERFORMANCE DATA

COOLING OPERATION

MODEL: GSH130483B* / AR*F486016B*

IDB		Outdoor Ambient Temperature																								
		75					85					95					105					115				
		59	63	67	71	75	59	63	67	71	75	59	63	67	71	75	59	63	67	71	75	59	63	67	71	75
70	Airflow	Entering Indoor Wet Bulb Temperature																								
	MBh	43.5	45.1	49.4	-	42.5	44.1	48.3	-	41.5	43.0	47.1	-	40.5	42.0	46.0	-	38.5	39.9	43.7	-	35.6	36.9	40.5	-	
	S/T	0.69	0.57	0.40	-	0.71	0.60	0.41	-	0.73	0.61	0.42	-	0.75	0.63	0.44	-	0.78	0.65	0.45	-	0.79	0.66	0.46	-	
	Delta T	20	17	13	-	20	17	13	-	20	17	13	-	20	17	13	-	20	17	13	-	18	16	12	-	
	KW	2.63	2.70	2.80	-	2.87	2.95	3.06	-	3.09	3.16	3.28	-	3.27	3.36	3.48	-	3.43	3.52	3.65	-	3.57	3.66	3.80	-	
	AMPS	7.3	7.4	7.7	-	7.8	8.0	8.2	-	8.4	8.6	8.8	-	8.9	9.1	9.4	-	9.4	9.6	9.9	-	9.9	10.2	10.5	-	
	HIPR	116	125	132	-	130	140	148	-	148	159	168	-	168	181	191	-	190	204	215	-	209	225	238	-	
	LO PR	59	63	68	-	62	66	72	-	65	69	75	-	68	72	79	-	71	76	82	-	73	78	85	-	
	MBh	47.2	48.9	53.5	-	46.1	47.7	52.3	-	45.0	46.6	51.1	-	43.9	45.5	49.8	-	41.7	43.2	47.3	-	38.6	40.0	43.8	-	
	S/T	0.71	0.60	0.41	-	0.74	0.62	0.43	-	0.76	0.63	0.44	-	0.78	0.65	0.45	-	0.81	0.68	0.47	-	0.82	0.68	0.47	-	
Delta T	19	17	13	-	20	17	13	-	20	17	13	-	20	17	13	-	19	17	13	-	18	16	12	-		
KW	2.71	2.78	2.88	-	2.96	3.03	3.15	-	3.18	3.26	3.38	-	3.37	3.46	3.59	-	3.54	3.63	3.76	-	3.68	3.77	3.92	-		
AMPS	7.5	7.6	7.8	-	8.0	8.2	8.4	-	8.6	8.8	9.1	-	9.1	9.4	9.6	-	9.7	9.9	10.2	-	10.2	10.4	10.8	-		
HIPR	119	129	136	-	134	144	152	-	152	164	173	-	174	187	197	-	195	210	222	-	216	232	245	-		
LO PR	61	64	70	-	64	68	74	-	67	71	77	-	70	74	81	-	73	78	85	-	76	81	88	-		
MBh	48.6	50.3	55.2	-	47.4	49.2	53.9	-	46.3	48.0	52.6	-	45.2	46.8	51.3	-	42.9	44.5	48.7	-	39.8	41.2	45.1	-		
S/T	0.75	0.62	0.43	-	0.78	0.65	0.45	-	0.80	0.66	0.46	-	0.82	0.69	0.47	-	0.85	0.71	0.49	-	0.86	0.72	0.50	-		
Delta T	19	16	12	-	19	16	12	-	19	16	12	-	19	16	12	-	19	16	12	-	17	15	11	-		
KW	2.73	2.80	2.91	-	2.99	3.06	3.18	-	3.21	3.29	3.41	-	3.40	3.49	3.62	-	3.57	3.66	3.80	-	3.71	3.81	3.95	-		
AMPS	7.5	7.7	7.9	-	8.1	8.2	8.5	-	8.7	8.9	9.1	-	9.2	9.4	9.7	-	9.8	10.0	10.3	-	10.3	10.5	10.9	-		
HIPR	121	130	137	-	135	146	154	-	154	166	175	-	175	189	199	-	197	212	224	-	218	235	248	-		
LO PR	61	65	71	-	65	69	75	-	67	71	78	-	71	75	82	-	74	79	86	-	76	81	89	-		
75	MBh	44.3	45.6	49.3	52.9	43.2	44.5	48.2	51.7	42.2	43.4	47.0	50.5	41.2	42.4	45.9	49.2	39.1	40.3	43.6	46.8	36.2	37.3	40.4	43.3	
	S/T	0.78	0.70	0.53	0.34	0.81	0.73	0.55	0.35	0.83	0.74	0.56	0.36	0.86	0.77	0.58	0.37	0.89	0.80	0.60	0.39	0.90	0.80	0.61	0.39	
	Delta T	23	21	17	12	23	21	17	12	23	21	17	12	23	21	18	12	23	21	17	12	21	20	16	11	
	KW	2.66	2.72	2.83	2.93	2.90	2.97	3.09	3.20	3.12	3.19	3.32	3.44	3.31	3.39	3.52	3.65	3.47	3.56	3.69	3.83	3.61	3.70	3.84	3.99	
	AMPS	7.4	7.5	7.7	8.0	7.9	8.0	8.3	8.6	8.5	8.7	8.9	9.2	9.0	9.2	9.5	9.8	9.5	9.7	10.0	10.4	10.0	10.3	10.6	10.9	
	HIPR	117	126	133	139	131	141	149	156	149	161	170	177	170	183	193	202	191	206	218	227	212	228	240	251	
	LO PR	59	63	69	73	63	67	73	78	65	69	76	81	68	73	80	85	72	76	83	89	74	79	86	92	
	MBh	48.0	49.4	53.4	57.4	46.8	48.2	52.2	56.0	45.7	47.1	51.0	54.7	44.6	45.9	49.7	53.4	42.4	43.6	47.2	50.7	39.3	40.4	43.7	47.0	
	S/T	0.81	0.73	0.55	0.35	0.84	0.75	0.57	0.37	0.86	0.77	0.58	0.38	0.89	0.80	0.60	0.39	0.92	0.83	0.63	0.40	0.93	0.83	0.63	0.41	
	Delta T	22	21	17	12	23	21	17	12	23	21	17	12	23	21	17	12	23	21	17	12	21	19	16	11	
KW	2.73	2.80	2.91	3.02	2.99	3.06	3.18	3.30	3.21	3.29	3.41	3.54	3.40	3.49	3.62	3.76	3.57	3.66	3.80	3.95	3.71	3.81	3.95	4.11		
AMPS	7.5	7.7	7.9	8.2	8.1	8.2	8.5	8.8	8.7	8.9	9.1	9.5	9.2	9.4	9.7	10.1	9.8	10.0	10.3	10.6	10.3	10.5	10.9	11.2		
HIPR	121	130	137	143	135	146	154	161	154	166	175	183	175	189	199	208	197	212	224	234	218	235	248	258		
LO PR	61	65	71	76	65	69	75	80	67	71	78	83	71	75	82	87	74	79	86	91	77	81	89	95		
MBh	49.4	50.9	55.0	59.1	48.2	49.7	53.8	57.7	47.1	48.5	52.5	56.3	45.9	47.30	51.2	55.0	43.6	44.9	48.6	52.2	40.4	41.6	45.1	48.4		
S/T	0.85	0.76	0.58	0.37	0.88	0.79	0.60	0.38	0.90	0.81	0.61	0.39	0.93	0.83	0.63	0.41	0.97	0.87	0.66	0.42	0.98	0.87	0.66	0.43		
Delta T	21	20	16	11	22	20	16	11	22	20	16	11	22	20	17	11	22	20	16	11	20	19	15	11		
KW	2.76	2.83	2.94	3.05	3.01	3.09	3.21	3.33	3.24	3.32	3.45	3.58	3.44	3.52	3.66	3.80	3.60	3.70	3.84	3.98	3.75	3.85	3.99	4.15		
AMPS	7.6	7.8	8.0	8.2	8.1	8.3	8.6	8.8	8.8	9.0	9.2	9.5	9.3	9.5	9.8	10.1	9.8	10.1	10.4	10.7	10.4	10.6	10.9	11.3		
HIPR	122	131	139	145	137	147	155	162	156	167	177	184	177	191	201	210	199	215	227	236	220	237	250	261		
LO PR	62	66	72	76	65	69	76	81	68	72	79	84	71	76	83	88	75	79	87	92	77	82	90	96		

Shaded area is ACCA (TVA) conditions IDB: Entering Indoor Dry Bulb Temperature KW= Total system power
 High and low pressures are measured at the liquid and suction service valves. AMPS= outdoor unit amps (comp. +fan)

COOLING PERFORMANCE DATA

GSH130483B*

EXPANDED PERFORMANCE DATA

COOLING OPERATION

MODEL: GSH130483B* / AR*F486016B*

IDB* Airflow		Outdoor Ambient Temperature																								
		65				75				85				95				105				115				
		59	63	67	71	59	63	67	71	59	63	67	71	59	63	67	71	59	63	67	71	59	63	67	71	
80	1400	MBh	45.0	46.0	49.2	52.6	44.0	45.0	48.0	51.3	43.0	43.9	46.9	50.1	41.9	42.8	45.7	48.9	39.8	40.7	43.5	46.5	36.9	37.7	40.3	43.0
		S/T	0.86	0.80	0.65	0.49	0.89	0.83	0.68	0.51	0.91	0.86	0.70	0.52	0.94	0.88	0.72	0.54	0.98	0.92	0.75	0.56	0.98	0.92	0.75	0.56
		Delta T	25	24	21	17	26	25	21	17	26	25	21	17	26	25	22	17	26	24	21	17	24	23	20	16
		KW	2.68	2.75	2.85	2.96	2.93	3.00	3.12	3.23	3.15	3.23	3.35	3.48	3.34	3.42	3.55	3.69	3.50	3.59	3.73	3.87	3.64	3.73	3.88	4.03
		AMPS	7.4	7.6	7.8	8.0	7.9	8.1	8.3	8.6	8.5	8.7	9.0	9.3	9.1	9.3	9.6	9.9	9.6	9.8	10.1	10.5	10.1	10.3	10.7	11.0
	1600	HIPR	118	127	134	140	133	143	151	157	151	162	172	179	172	185	195	204	193	208	220	229	214	230	243	253
		LOPR	60	64	70	74	63	67	74	78	66	70	76	81	69	74	80	86	72	77	84	90	75	80	87	93
		MBh	48.8	49.9	53.3	57.0	47.7	48.7	52.0	55.6	46.5	47.5	50.8	54.3	45.4	46.4	49.6	53.0	43.1	44.1	47.1	50.3	40.0	40.8	43.6	46.6
		S/T	0.89	0.83	0.68	0.51	0.92	0.86	0.70	0.53	0.95	0.89	0.72	0.54	0.98	0.92	0.75	0.56	1.00	0.95	0.77	0.58	1.00	0.96	0.78	0.58
		Delta T	25	24	21	17	25	24	21	17	25	24	21	17	25	24	21	17	25	24	21	17	23	22	20	16
1800	KW	2.76	2.83	2.94	3.05	3.01	3.09	3.21	3.33	3.24	3.32	3.45	3.58	3.44	3.52	3.66	3.80	3.60	3.70	3.84	3.99	3.75	3.85	3.99	4.15	
	AMPS	7.6	7.8	8.0	8.2	8.1	8.3	8.6	8.8	8.8	9.0	9.2	9.5	9.3	9.5	9.8	10.1	9.8	10.1	10.4	10.7	10.4	10.6	10.9	11.3	
	HIPR	122	131	139	145	137	147	155	162	156	167	177	184	177	191	201	210	199	215	227	236	220	237	250	261	
	LOPR	62	66	72	76	65	69	76	81	68	72	79	84	71	76	83	89	75	79	87	92	77	82	90	96	
	MBh	50.3	51.4	54.9	58.7	49.1	50.2	53.6	57.3	47.9	49.0	52.3	55.9	46.8	47.8	51.0	54.6	44.4	45.4	48.5	51.8	41.1	42.0	44.9	48.0	

IDB* Airflow		Outdoor Ambient Temperature																								
		65				75				85				95				105				115				
		59	63	67	71	59	63	67	71	59	63	67	71	59	63	67	71	59	63	67	71	59	63	67	71	
85	1400	MBh	45.8	46.7	48.9	52.2	44.8	45.6	47.8	51.0	43.7	44.5	46.7	49.8	42.6	43.5	45.5	48.6	40.5	41.3	43.2	46.1	37.5	38.2	40.1	42.7
		S/T	0.90	0.87	0.78	0.64	0.93	0.90	0.81	0.66	0.96	0.92	0.83	0.68	0.99	0.95	0.86	0.70	1.00	0.99	0.89	0.72	1.00	1.00	0.90	0.73
		DT	27	27	25	22	27	27	25	22	28	27	26	22	28	27	26	22	27	27	25	22	25	25	24	20
		KW	2.71	2.78	2.88	2.99	2.96	3.03	3.15	3.27	3.18	3.26	3.38	3.51	3.37	3.46	3.59	3.72	3.53	3.62	3.76	3.91	3.68	3.77	3.91	4.06
		AMPS	7.5	7.6	7.8	8.1	8.0	8.2	8.4	8.7	8.6	8.8	9.1	9.4	9.1	9.3	9.6	10.0	9.7	9.9	10.2	10.6	10.2	10.4	10.8	11.1
	1600	HIPR	119	129	136	142	134	144	152	159	152	164	173	181	174	187	197	206	195	210	222	232	216	232	245	256
		LOPR	61	64	70	75	64	68	74	79	66	71	77	82	70	74	81	86	73	78	85	91	76	81	88	94
		MBh	49.7	50.6	53.0	56.6	48.5	49.4	51.8	55.2	47.3	48.3	50.5	53.9	46.2	47.1	49.3	52.6	43.9	44.7	46.8	50.0	40.6	41.4	43.4	46.3
		S/T	0.93	0.90	0.81	0.66	0.97	0.93	0.84	0.68	0.99	0.96	0.86	0.70	1.00	0.99	0.89	0.72	1.00	1.00	0.92	0.75	1.00	1.00	0.93	0.76
		DT	27	26	25	21	27	26	25	22	27	27	25	22	27	27	25	22	25	26	25	22	23	24	23	20
1800	KW	2.79	2.86	2.96	3.08	3.04	3.12	3.24	3.36	3.27	3.35	3.48	3.61	3.47	3.56	3.69	3.84	3.64	3.73	3.87	4.02	3.79	3.88	4.03	4.19	
	AMPS	7.7	7.8	8.0	8.3	8.2	8.4	8.6	8.9	8.8	9.0	9.3	9.6	9.4	9.6	9.9	10.2	9.9	10.2	10.5	10.8	10.5	10.7	11.0	11.4	
	HIPR	123	133	140	146	138	149	157	164	157	169	179	186	179	193	203	212	201	217	229	239	223	239	253	264	
	LOPR	62	66	73	77	66	70	77	82	69	73	80	85	72	77	84	89	75	80	88	93	78	83	91	97	
	MBh	51.1	52.1	54.6	58.3	50.0	50.9	53.3	56.9	48.8	49.7	52.1	55.5	47.6	48.5	50.8	54.2	45.2	46.1	48.3	51.5	41.9	42.7	44.7	47.7	

Shaded area is AHRI Rating Conditions
 High and low pressures are measured at the liquid and suction service valves.
 IDB: Entering Indoor Dry Bulb Temperature
 KW=Total system power
 AMPS=Outdoor unit amps (comp.-fan)

HEATING PERFORMANCE DATA

GSH130[36-48]3AE; GSH130363AF
GSH130603AC

EXPANDED PERFORMANCE DATA

MODEL: GSH13036-3AE / ARUF49-00*-1* / ARUF36421A*

HEATING OPERATION

	Outdoor Ambient Temperature																	
	65	60	55	50	47	45	40	35	30	25	20	17	15	10	5	0	-5	-10
MBh	40.2	38.1	35.8	33.5	32.0	31.0	28.8	26.6	19.9	18.4	16.9	16.0	15.4	13.8	12.3	10.7	9.1	7.5
Delta T	29.2	27.7	26.0	24.3	23.2	22.5	20.9	19.3	14.5	13.4	12.3	11.6	11.2	10.0	8.9	7.8	6.6	5.4
KW	2.80	2.75	2.70	2.64	2.61	2.59	2.54	2.49	2.47	2.41	2.36	2.33	2.31	2.25	2.20	2.15	2.09	2.04
AMPS	11.0	10.2	9.6	9.1	8.7	8.6	8.1	7.7	7.4	7.1	6.8	6.6	6.5	6.2	5.8	5.5	5.1	4.7
COP	4.20	4.05	3.89	3.71	3.58	3.50	3.32	3.13	2.36	2.23	2.10	2.01	1.95	1.79	1.63	1.46	1.27	1.07
EER	14.4	13.9	13.3	12.7	12.2	12.0	11.3	10.7	8.1	7.6	7.2	6.9	6.7	6.1	5.6	5.0	4.4	3.7
HI PR	219	210	202	193	189	185	178	171	164	156	150	146	144	138	133	128	123	119
LO PR	78	72	67	62	58	56	52	46	42	37	33	30	29	25	21	18	16	12

MODEL: GSH13036-3AF / ARUF49-00*-1* / ARUF36421A*

HEATING OPERATION

	Outdoor Ambient Temperature																	
	65	60	55	50	47	45	40	35	30	25	20	17	15	10	5	0	-5	-10
MBh	37.2	35.3	33.2	31.0	29.6	28.7	26.7	24.6	23.5	21.7	20.0	18.8	18.1	16.3	14.4	12.6	10.7	8.8
Delta T	28.3	26.8	25.2	23.6	22.5	21.8	20.3	18.7	17.9	16.5	15.2	14.3	13.8	12.4	11.0	9.6	8.2	6.7
KW	2.64	2.58	2.53	2.47	2.44	2.42	2.36	2.31	2.44	2.38	2.32	2.28	2.26	2.19	2.14	2.08	2.01	1.96
AMPS	7.5	7.0	6.6	6.2	6.0	5.9	5.6	5.3	5.1	4.9	4.7	4.6	4.6	4.4	4.1	3.9	3.6	3.3
COP	4.13	3.99	3.84	3.67	3.55	3.48	3.30	3.12	2.82	2.67	2.52	2.42	2.35	2.17	1.98	1.77	1.56	1.32
EER	14.1	13.6	13.1	12.5	12.1	11.9	11.3	10.7	9.6	9.1	8.6	8.3	8.0	7.4	6.8	6.1	5.3	4.5
HI PR	213	204	196	188	183	180	173	166	159	152	146	142	140	134	129	124	120	115
LO PR	61	57	53	49	46	44	41	36	33	29	26	24	23	19	17	14	12	10

MODEL: GSH13048-3A* / ARUF61-00*-1* / ARUF48601A*

HEATING OPERATION

	Outdoor Ambient Temperature																	
	65	60	55	50	47	45	40	35	30	25	20	17	15	10	5	0	-5	-10
MBh	54.1	51.2	48.2	45.0	43.0	41.7	38.7	35.7	33.6	31.1	28.6	27.0	26.0	23.3	20.7	18.0	15.4	12.6
Delta T	31.3	29.6	27.9	26.1	24.9	24.1	22.4	20.7	19.5	18.0	16.5	15.6	15.0	13.5	12.0	10.4	8.9	7.3
KW	3.71	3.64	3.57	3.50	3.45	3.42	3.35	3.28	3.34	3.26	3.19	3.14	3.11	3.04	2.96	2.89	2.81	2.74
AMPS	14.6	13.6	12.7	12.0	11.6	11.3	10.7	10.2	9.8	9.3	8.9	8.7	8.6	8.2	7.7	7.2	6.7	6.1
COP	4.26	4.11	3.95	3.77	3.64	3.56	3.38	3.18	2.95	2.79	2.63	2.51	2.44	2.25	2.04	1.83	1.60	1.35
EER	14.6	14.1	13.5	12.9	12.4	12.2	11.5	10.9	10.1	9.5	9.0	8.6	8.4	7.7	7.0	6.2	5.5	4.6
HI PR	224	215	206	197	193	189	182	174	167	159	153	149	147	141	136	130	126	121
LO PR	73	68	64	58	55	53	49	44	39	35	31	29	28	23	20	17	15	12

MODEL: GSH13060-3A* / ARUF61-00*-1* / ARUF48601A*

HEATING OPERATION

	Outdoor Ambient Temperature																	
	65	60	55	50	47	45	40	35	30	25	20	17	15	10	5	0	-5	-10
MBh	69.8	66.0	62.2	58.1	55.5	53.8	50.0	46.1	43.6	40.3	37.1	35.0	33.7	30.2	26.8	23.4	20.0	16.3
Delta T	35.9	34.0	32.0	29.9	28.5	27.7	25.7	23.7	22.4	20.7	19.1	18.0	17.3	15.6	13.8	12.0	10.3	8.4
KW	5.58	5.47	5.35	5.24	5.17	5.12	5.01	4.89	4.37	4.27	4.17	4.11	4.07	3.96	3.86	3.76	3.65	3.55
AMPS	22.1	20.4	19.1	18.0	17.3	17.0	16.0	15.2	14.5	13.9	13.2	12.9	12.7	12.1	11.2	10.6	9.8	8.8
COP	3.66	3.54	3.40	3.25	3.14	3.07	2.92	2.75	2.92	2.76	2.60	2.49	2.43	2.23	2.03	1.82	1.60	1.35
EER	12.5	12.1	11.6	11.1	10.7	10.5	10.0	9.4	10.0	9.4	8.9	8.5	8.3	7.6	6.9	6.2	5.5	4.6
HI PR	273	262	252	241	235	231	222	213	204	195	187	182	179	172	166	159	153	148
LO PR	72	67	63	58	54	52	48	43	39	35	30	28	27	23	20	17	15	11

*Note: Shaded area is AHRI Rating Conditions at 47° outdoor ambient temperature

High pressure is measured at the suction service valve (the larger valve).

AMPS = Outdoor unit amps (comp.+fan)

Low pressure is measured at the gauge port connection.

KW = Total system power

Calculations are based on nominal CFM and 70 °F indoor dry bulb.

HEATING PERFORMANCE DATA

GSH130[48-60]4AC

EXPANDED PERFORMANCE DATA

MODEL: GSH13048-3A* / ARUF61-00*-1* / ARUF48601A*

HEATING OPERATION

	Outdoor Ambient Temperature																	
	65	60	55	50	47	45	40	35	30	25	20	17	15	10	5	0	-5	-10
MBh	54.1	51.2	48.2	45.0	43.0	41.7	38.7	35.7	33.6	31.1	28.6	27.0	26.0	23.3	20.7	18.0	15.4	12.6
Delta T	30.6	29.0	27.3	25.5	24.4	23.6	21.9	20.2	19.1	17.6	16.2	15.3	14.7	13.2	11.7	10.2	8.7	7.1
KW	4.11	4.04	3.96	3.88	3.84	3.81	3.73	3.65	4.07	3.98	3.89	3.84	3.80	3.71	3.62	3.53	3.44	3.35
AMPS	8.6	8.1	7.7	7.3	7.1	7.0	6.7	6.4	6.2	6.0	5.8	5.7	5.6	5.4	5.2	5.0	4.7	4.4
COP	3.85	3.71	3.56	3.39	3.28	3.20	3.03	2.86	2.42	2.28	2.15	2.06	2.00	1.84	1.67	1.49	1.31	1.10
EER	13.1	12.7	12.2	11.6	11.2	10.9	10.4	9.8	8.3	7.8	7.3	7.0	6.8	6.3	5.7	5.1	4.5	3.8
HI PR	252	242	232	222	217	213	205	196	188	180	173	168	165	159	153	147	141	136
LO PR	76	71	66	61	57	55	51	45	41	36	32	30	29	24	21	18	15	12

MODEL: GSH13060-3A* / ARUF61-00*-1* / ARUF48601A*

HEATING OPERATION

	Outdoor Ambient Temperature																	
	65	60	55	50	47	45	40	35	30	25	20	17	15	10	5	0	-5	-10
MBh	69.8	66.0	62.2	58.1	55.5	53.8	50.0	46.1	43.6	40.3	37.1	35.0	33.7	30.2	26.8	23.4	20.0	16.3
Delta T	34.3	32.5	30.6	28.6	27.3	26.4	24.6	22.7	21.4	19.8	18.2	17.2	16.6	14.9	13.2	11.5	9.8	8.0
KW	5.25	5.15	5.05	4.95	4.89	4.85	4.75	4.65	5.20	5.08	4.96	4.89	4.84	4.72	4.61	4.49	4.37	4.25
AMPS	10.5	9.8	9.3	8.9	8.6	8.5	8.1	7.7	7.5	7.2	7.0	6.8	6.8	6.5	6.2	5.9	5.6	5.2
COP	3.89	3.75	3.60	3.44	3.32	3.25	3.08	2.90	2.46	2.32	2.19	2.09	2.04	1.87	1.70	1.52	1.34	1.12
EER	13.3	12.8	12.3	11.7	11.3	11.1	10.5	9.9	8.4	7.9	7.5	7.2	7.0	6.4	5.8	5.2	4.6	3.8
HI PR	270	258	248	238	232	228	219	210	201	192	184	180	177	170	164	157	151	146
LO PR	77	71	67	61	58	56	51	46	41	37	32	30	29	25	21	18	16	12

*Note: Shaded area is AHRI Rating Conditions at 47° outdoor ambient temperature

MODEL: GSH130483B*, 484A* / AR*F496016B

HEATING OPERATION

	Outdoor Ambient Temperature																	
	65	60	55	50	47	45	40	35	30	25	20	17	15	10	5	0	-5	-10
MBh	60.1	56.9	53.6	50.1	47.8	46.3	43.0	39.7	35.9	33.1	30.5	28.8	27.7	24.9	22.1	19.2	16.4	13.5
Delta T	34.8	32.9	31.0	29.0	27.7	26.8	24.9	23.0	20.8	19.2	17.7	16.7	16.1	14.4	12.8	11.1	9.5	7.8
KW	4.54	4.43	4.33	4.23	4.17	4.12	4.02	3.92	3.55	3.45	3.35	3.30	3.26	3.16	3.07	2.97	2.87	2.78
AMPS	13.6	12.6	11.8	11.2	10.8	10.6	10.0	9.6	9.2	8.8	8.4	8.2	8.1	7.7	7.3	6.9	6.4	5.8
COP	3.88	3.76	3.62	3.47	3.36	3.29	3.13	2.97	2.96	2.81	2.66	2.56	2.49	2.30	2.11	1.89	1.67	1.42
EER	13.2	12.8	12.4	11.9	11.5	11.2	10.7	10.1	10.1	9.6	9.1	8.7	8.5	7.9	7.2	6.5	5.7	4.8
HI PR	266	255	245	234	229	224	216	207	198	189	182	178	174	168	161	155	149	144
LO PR	77	71	67	61	58	56	51	46	41	37	32	30	29	24	21	18	16	12

High pressure is measured at the suction service valve (the larger valve).

AMPS = Outdoor unit amps (comp.+fan)

Low pressure is measured at the gauge port connection.

KW = Total system power

Calculations are based on nominal CFM and 70 °F indoor dry bulb.

PERFORMANCE TEST

All data based upon listed indoor dry bulb temperature. .00 inches external static pressure on coil of outdoor section. Indoor air cubic feet per minute (CFM) as listed in the Performance Data Sheets:

A properly operating unit should be within plus or minus **2 degrees** of the subcooling value shown in the Heat Pump Specifications.

If conditions vary from this, results will change as follows:

A properly operating unit should be within plus or minus **3 degrees** of the typical (Delta T) value shown.

1. As indoor dry bulb temperatures increase, a slight increase will occur in indoor air temperature drop (Delta T). Low and high side pressures and power will not change.

A properly operating unit should be within plus or minus **7 PSIG** of the **HI PR** shown.

2. As indoor CFM decreases, a slight increase will occur in indoor temperature drop (Delta T). A slight decrease will occur in low and high side pressures and power.

A properly operating unit should be within plus or minus **3 PSIG** of the **LO PR** shown.

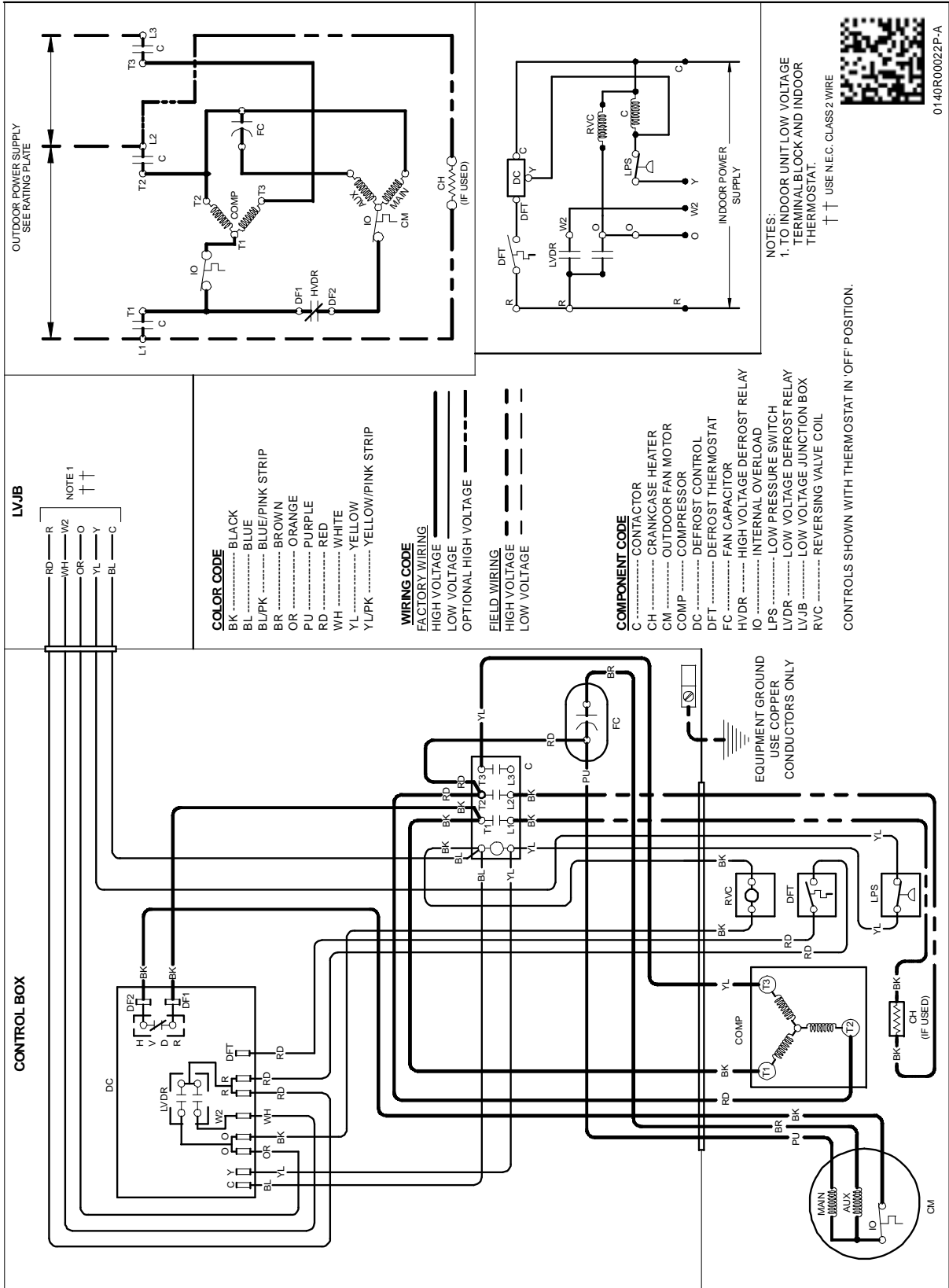
A properly operating unit should be within plus or minus **3 Amps** of the typical value shown.

WIRING DIAGRAMS

GSH130[36-48]3AE; GSH130363AF
GSH130603AC; GSH130[48-60]4AC

WARNING

HIGH VOLTAGE!
DISCONNECT ALL POWER BEFORE SERVICING OR INSTALLING THIS UNIT. MULTIPLE POWER SOURCES MAY BE PRESENT. FAILURE TO DO SO MAY CAUSE PROPERTY DAMAGE, PERSONAL INJURY OR DEATH.



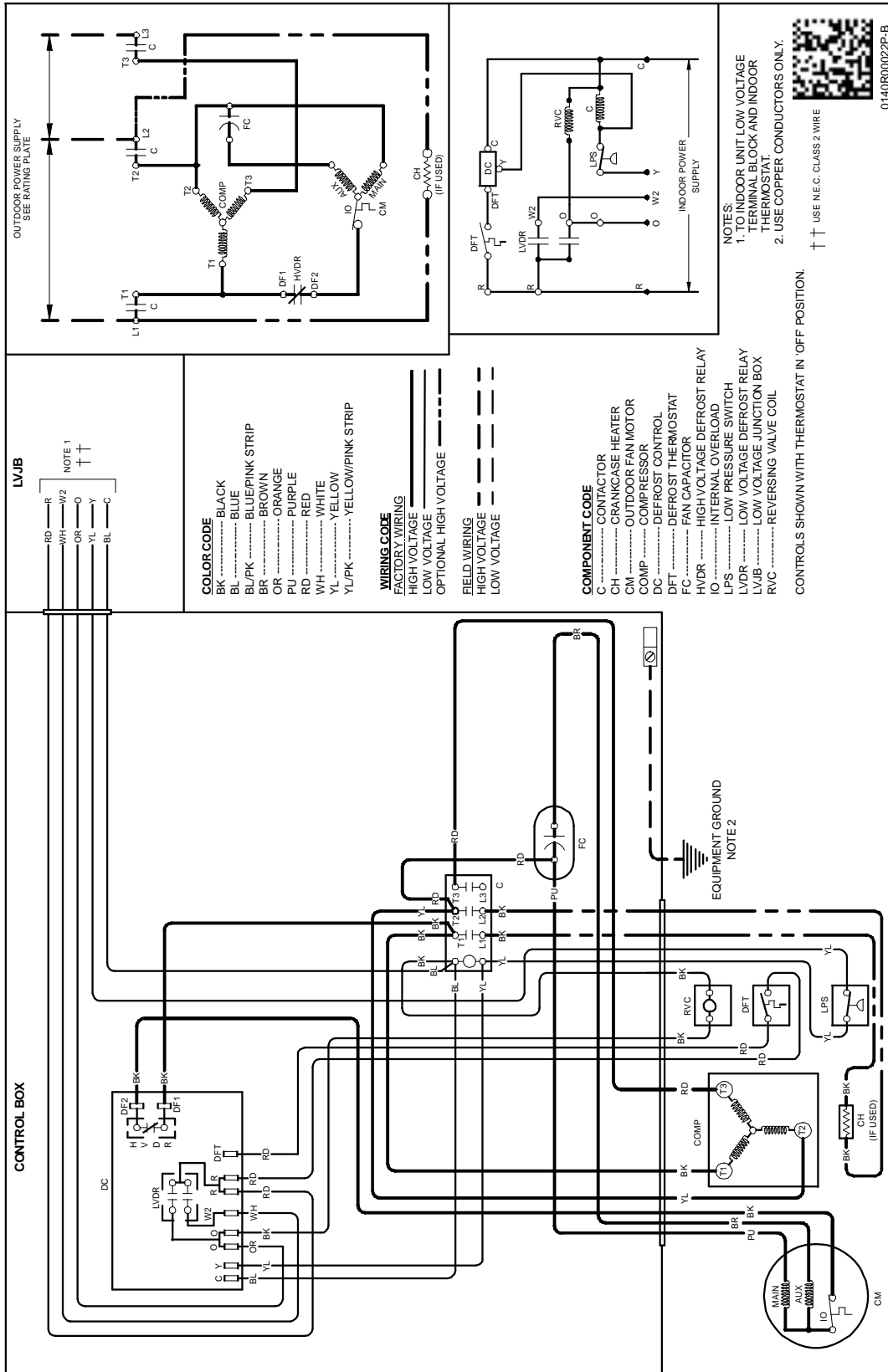
Wiring is subject to change. Always refer to the wiring diagram on the unit for the most up-to-date wiring.

WIRING DIAGRAMS

GSH130[36-48]3AE; GSH130363AF
GSH130603AC; GSH130[48-60]4AC

WARNING

HIGH VOLTAGE!
DISCONNECT ALL POWER BEFORE SERVICING OR INSTALLING THIS UNIT. MULTIPLE POWER SOURCES MAY BE PRESENT. FAILURE TO DO SO MAY CAUSE PROPERTY DAMAGE, PERSONAL INJURY OR DEATH.



Wiring is subject to change. Always refer to the wiring diagram on the unit for the most up-to-date wiring.